


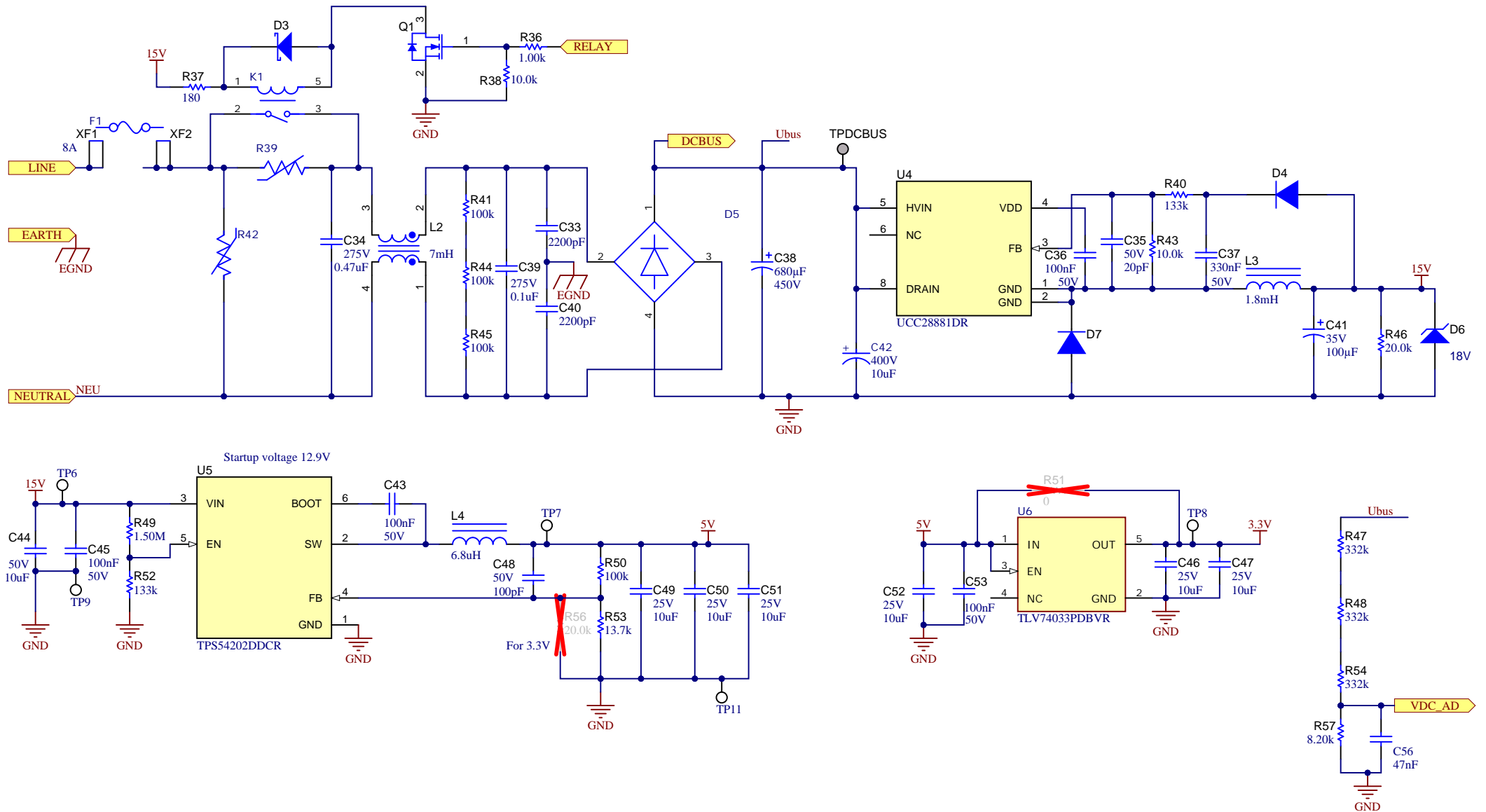
Texas Instruments and/or its licensors do not warrant the accuracy or completeness of this specification or any information contained therein. Texas Instruments and/or its licensors do not warrant that this design will meet the specifications, will be suitable for your application or fit for any particular purpose, or will operate in an implementation. Texas Instruments and/or its licensors do not warrant that the design is production worthy. You should completely validate and test your design implementation to confirm the system functionality for your application.

| | | |
|---------------------------------|--|-----------------------|
| Orderable: TIEVM-MTR-HVIVN | Designed for: Public Release | Mod. Date: 10/12/2024 |
| TID #: TIDA-010265 | Project Title: TIEVM-MTR-HVINV | |
| Number: MCU154 | Rev: A | Sheet Title: Main |
| SVN Rev: Not in version control | Assembly Variant: 001 | Sheet: 1 of 5 |
| Drawn By: Hely Zhang | File: MCU154A_Main.SchDoc | Size: A3 |
| Engineer: Jason Osborn | Contact: http://www.ti.com/support | |

**TEXAS
INSTRUMENTS**

<http://www.ti.com>
© Texas Instruments 2024

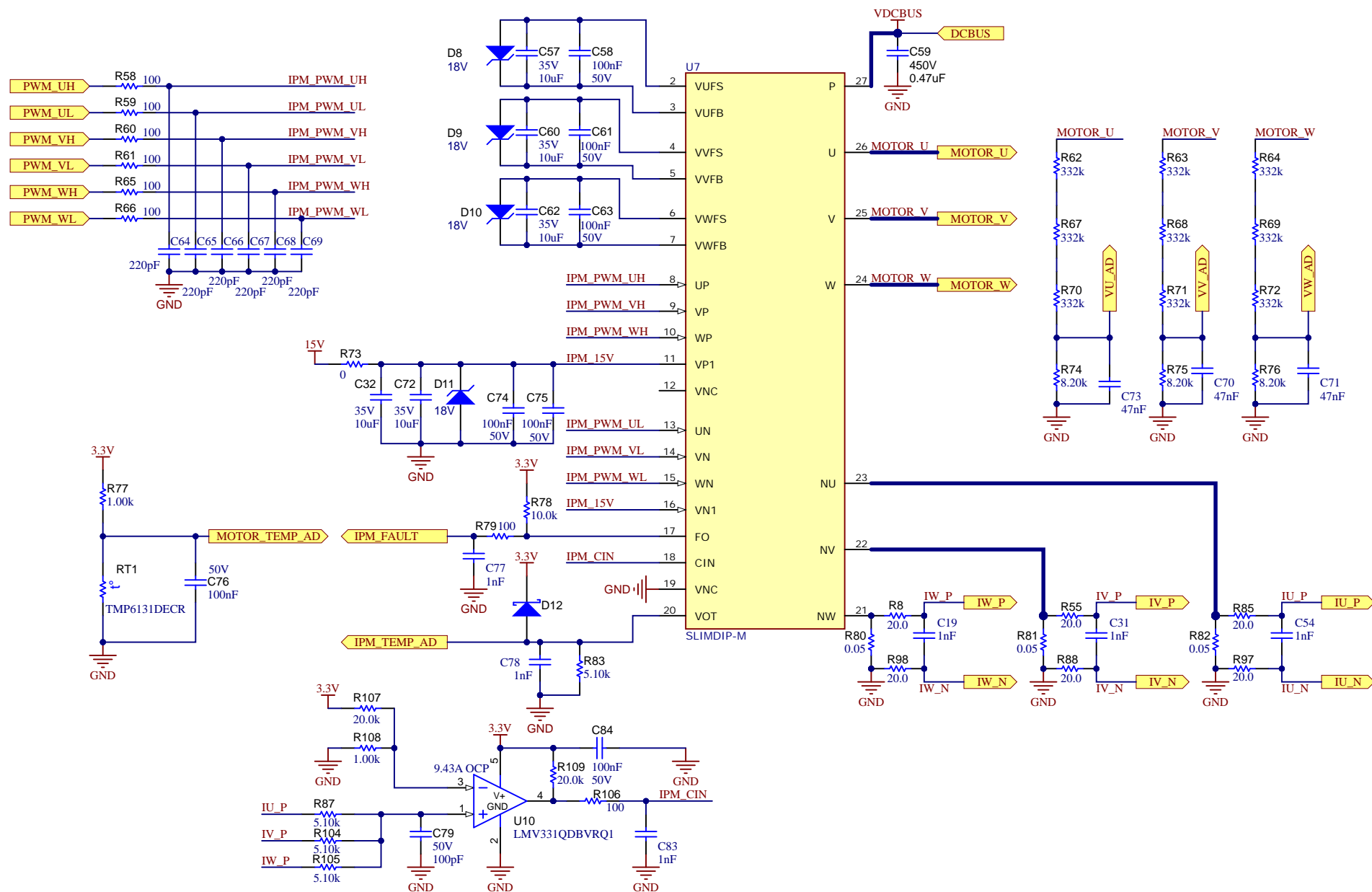
POWER SUPPLIES



Texas Instruments and/or its licensors do not warrant the accuracy or completeness of this specification or any information contained therein. Texas Instruments and/or its licensors do not warrant that this design will meet the specifications, will be suitable for your application or fit for any particular purpose, or will operate in an implementation. Texas Instruments and/or its licensors do not warrant that the design is production worthy. You should completely validate and test your design implementation to confirm the system functionality for your application.

| | | |
|---|--|------------------------------------|
| Orderable: TIEVM-MTR-HVIN | Designed for: Public Release | Mod. Date: 10/21/2024 |
| TID #: TIDA-010265 | Project Title: TIEVM-MTR-HVIN | |
| Number: MCU154 | Rev: A | Sheet Title: Power |
| SVN Rev: Not in version control | Assembly Variant: 001 | Sheet: 2 of 5 |
| Drawn By: Hely Zhang | File: MCU154A_Power.SchDoc | Size: A4 |
| Engineer: Jason Osborn | Contact: http://www.ti.com/support | |

INVERTER STAGE



Texas Instruments and/or its licensors do not warrant the accuracy or completeness of this specification or any information contained therein. Texas Instruments and/or its licensors do not warrant that this design will meet the specifications, will be suitable for your application or fit for any particular purpose, or will operate in an implementation. Texas Instruments and/or its licensors do not warrant that the design is production worthy. You should completely validate and test your design implementation to confirm the system functionality for your application.

| | | |
|------------|-----------------------|------|
| Orderable: | TIEVM-MTR-HVIVN | |
| TID #: | TIDA-010265 | |
| Number: | MCU154 | Rev: |
| SVN Rev: | Not in version contro | |
| Drawn By: | Hely Zhang | |
| Engineer: | Jason Osborn | |

| | |
|-------------------|---|
| Designed for: | Public Release |
| Project Title: | TIEVM-MTR-HVINV |
| Sheet Title: | IPM |
| Assembly Variant: | 001 |
| File: | MCU154A_IPM.SchDoc |
| Contact: | http://www.ti.com/support |

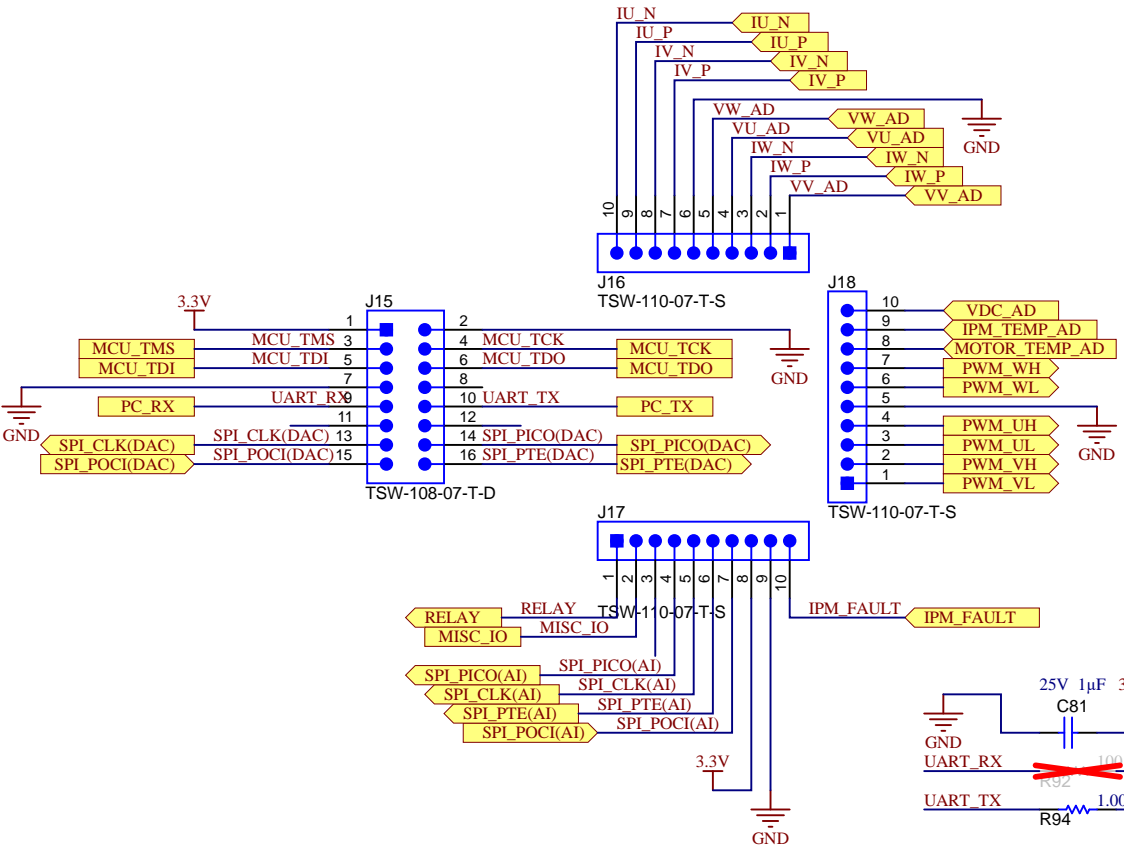
Mod. Date: 10/21/2024

Sheet: 3 of 5


Size: Letter

 TEXAS
INSTRUMENTS
<http://www.ti.com>
© Texas Instruments 2024

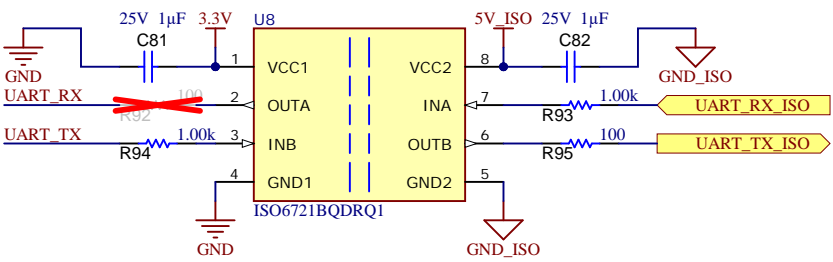
INTERFACE



HALL



UART



Not sure why MCU_CLK is connected along with TCK

Texas Instruments and/or its licensors do not warrant the accuracy or completeness of this specification or any information contained therein. Texas Instruments and/or its licensors do not warrant that this design will meet the specifications, will be suitable for your application or fit for any particular purpose, or will operate in an implementation. Texas Instruments and/or its licensors do not warrant that the design is production worthy. You should completely validate and test your design implementation to confirm the system functionality for your application.

| | | |
|---------------------------------|------------------------------------|------------------------|
| Orderable: TIEVM-MTR-HVIVN | Designed for: Public Release | Mod. Date: 10/21/2024 |
| TID #: TIDA-010265 | Project Title: TIEVM-MTR-HVINV | |
| Number: MCU154 | Rev: A | Sheet Title: Interface |
| SVN Rev: Not in version control | Assembly Variant: 001 | Sheet: 4 of 5 |
| Drawn By: Hely Zhang | File: MCU154A_Interface.SchDoc | Size: A4 |
| Engineer: Jason Osborn | Contact: http://www.ti.com/support | |

http://www.ti.com
© Texas Instruments 2024

1

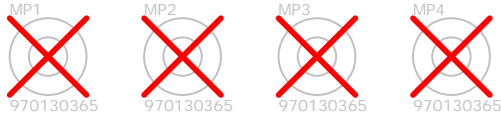
2

3

4

A

A



B

B



PCB Number: MCU154
PCB Rev: A

PCB
LOGO
Texas Instruments




PCB
LOGO
FCC disclaimer

PCB
LOGO
WEEE logo

C

C



| Variant/Label Table | |
|---------------------|------------|
| Variant | Label Text |
| 001 | |
| | |
| | |
| | |
| | |
| | |
| | |



CAUTION HOT SURFACE



DANGER HIGH VOLTAGE



CAUTION HOT SURFACE




DANGER HIGH VOLTAGE

D

D

Texas Instruments and/or its licensors do not warrant the accuracy or completeness of this specification or any information contained therein. Texas Instruments and/or its licensors do not warrant that this design will meet the specifications, will be suitable for your application or fit for any particular purpose, or will operate in an implementation. Texas Instruments and/or its licensors do not warrant that the design is production worthy. You should completely validate and test your design implementation to confirm the system functionality for your application.

| | | | |
|--|--|---|--|
| Orderable: TIEVM-MTR-HVIVN | Designed for: Public Release | Mod. Date: 10/12/2024 |  http://www.ti.com © Texas Instruments 2024 |
| TID #: TIDA-010265 | Project Title: TIEVM-MTR-HVINV | | |
| Number: MCU154 | Rev: A | Sheet Title: Hardware | |
| SVN Rev: Not in version control | Assembly Variant: 001 | Sheet: 5 of 5 | |
| Drawn By: Hely Zhang | File: MCU154A_Hardware.SchDoc | Size: A4 | |
| Engineer: Jason Osborn | Contact: http://www.ti.com/support | | |

1

2

3

4