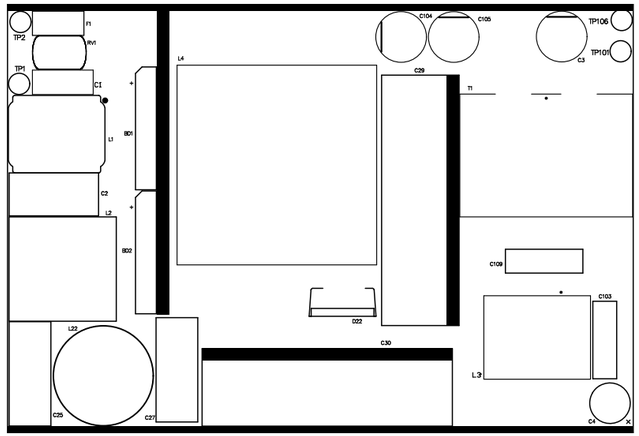

ALL ARTWORK VIEWED FROM TOP SIDE	BOARD #: PMP23558	REV: C	SVN REV: Not in version control
LAYER NAME = Top Overlay	TID #: N/A		
PLOT NAME = Top Overlay	GENERATED : 10/8/2025 1:21:22 PM		TEXAS INSTRUMENTS

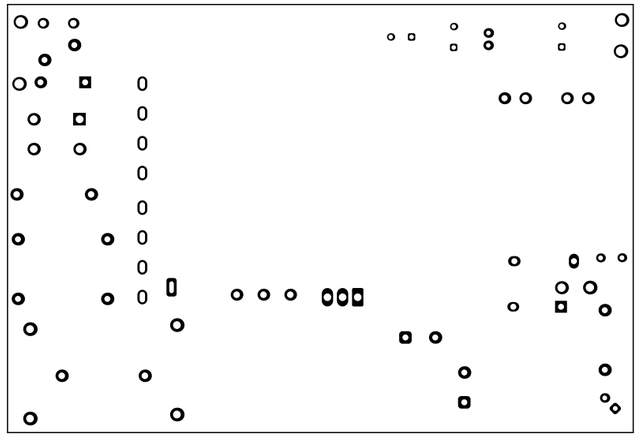

ALL ARTWORK VIEWED FROM TOP SIDE	BOARD #: PMP23558	REV: C	SVN REV: Not in version control
LAYER NAME = **Top Solder**	TID #: N/A		
PLOT NAME = Top Solder Mask	GENERATED : 10/8/2025 1:21:22 PM		TEXAS INSTRUMENTS

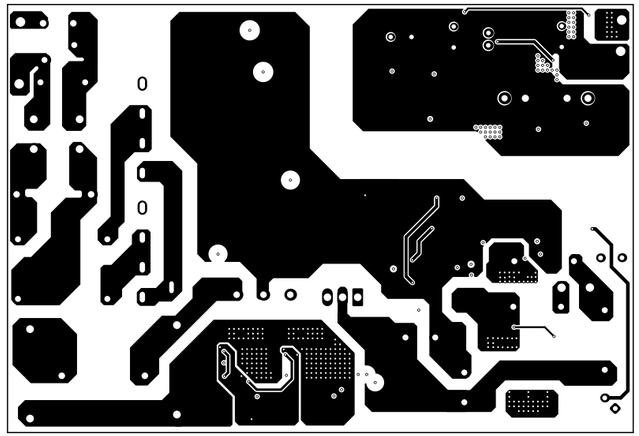

ALL ARTWORK VIEWED FROM TOP SIDE	BOARD #: PMP23558	REV: C	SVN REV: Not in version control
LAYER NAME = Top Layer	TID #: N/A		
PLOT NAME = Top Layer	GENERATED : 10/8/2025 1:21:22 PM		TEXAS INSTRUMENTS

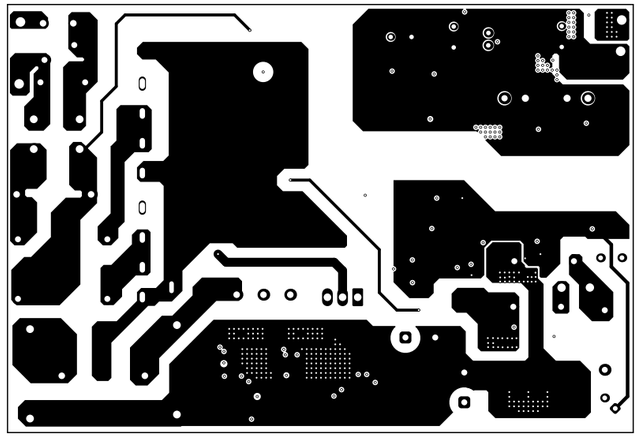

ALL ARTWORK VIEWED FROM TOP SIDE	BOARD #: PMP23558	REV: C	SVN REV: Not in version control
LAYER NAME =	TID #: N/A		
PLOT NAME = Signal Layer 1	GENERATED : 10/8/2025 1:21:22 PM		TEXAS INSTRUMENTS

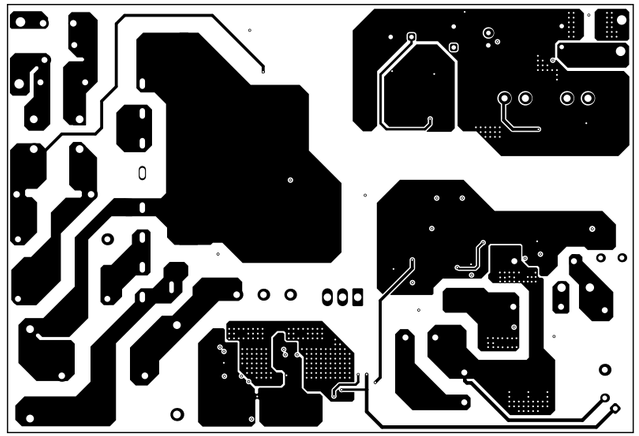

ALL ARTWORK VIEWED FROM TOP SIDE	BOARD #: PMP23558	REV: C	SVN REV: Not in version control
LAYER NAME =	TID #: N/A		
PLOT NAME = Signal Layer 2	GENERATED : 10/8/2025 1:21:22 PM		TEXAS INSTRUMENTS

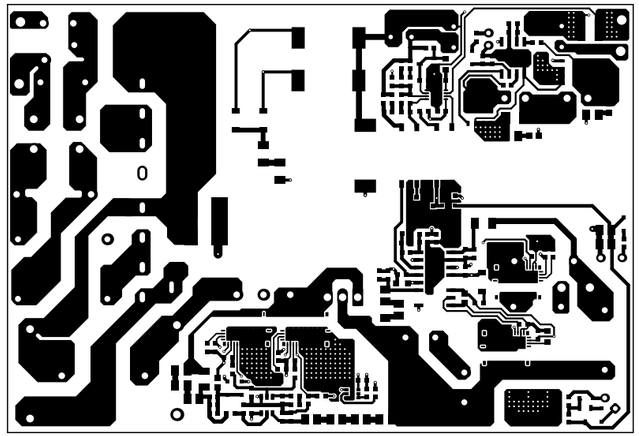

ALL ARTWORK VIEWED FROM TOP SIDE	BOARD #: PMP23558	REV: C	SVN REV: Not in version control
LAYER NAME = Bottom Layer	TID #: N/A		
PLOT NAME = Bottom Layer	GENERATED : 10/8/2025 1:21:22 PM		TEXAS INSTRUMENTS



ALL ARTWORK VIEWED FROM TOP SIDE	BOARD #: PMP23558	REV: C	SVN REV: Not in version control
LAYER NAME = Bottom Solder	TID #: N/A		
PLOT NAME = Bottom Solder Mask	GENERATED : 10/8/2025 1:21:22 PM		TEXAS INSTRUMENTS

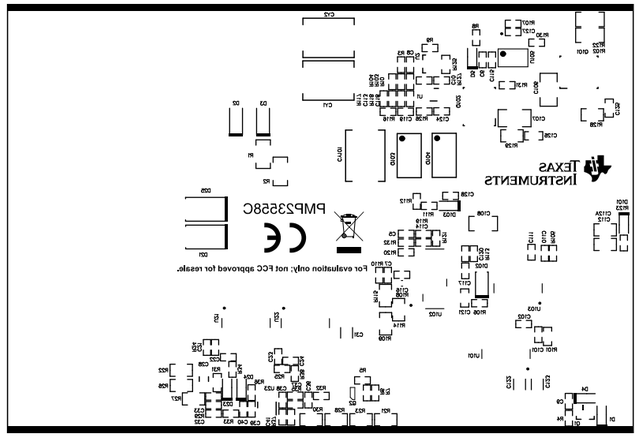

ALL ARTWORK VIEWED FROM TOP SIDE	BOARD #: PMP23558	REV: C	SVN REV: Not in version control
LAYER NAME = Bottom Overlay	TID #: N/A		
PLOT NAME = Bottom Overlay	GENERATED : 10/8/2025 1:21:23 PM		TEXAS INSTRUMENTS

Symbol	Quantity	Finished Hole Size	Plated	Hole Type	Drill Layer Pair	Hole Tolerance
	1	7.87mil (0.200mm)	PTH	Round	Top Layer - Bottom Layer	
	325	11.81mil (0.300mm)	PTH	Round	Top Layer - Bottom Layer	
	6	29.53mil (0.750mm)	PTH	Round	Top Layer - Bottom Layer	
	2	30.00mil (0.762mm)	PTH	Round	Top Layer - Bottom Layer	
	4	31.50mil (0.800mm)	PTH	Round	Top Layer - Bottom Layer	
	18	39.37mil (1.000mm)	PTH	Round	Top Layer - Bottom Layer	
	1	41.34mil (1.050mm)	PTH	Round	Top Layer - Bottom Layer	
	9	43.31mil (1.100mm)	PTH	Round	Top Layer - Bottom Layer	
	3	47.24mil (1.200mm)	PTH	Round	Top Layer - Bottom Layer	
	3	50.00mil (1.270mm)	PTH	Round	Top Layer - Bottom Layer	
	8	51.18mil (1.300mm)	PTH	Round	Top Layer - Bottom Layer	
	2	55.12mil (1.400mm)	PTH	Round	Top Layer - Bottom Layer	
	4	63.00mil (1.600mm)	PTH	Round	Top Layer - Bottom Layer	
	1	30.00mil (0.762mm)	PTH	Slot	Top Layer - Bottom Layer	
	8	35.43mil (0.900mm)	PTH	Slot	Top Layer - Bottom Layer	
	395 Total					

Slot definitions : Routed Path Length = Calculated from tool start centre position to tool end centre position.
Hole Length = Routed Path Length + Tool Size = Slot length as defined in the PCB layout



ALL ARTWORK VIEWED FROM TOP SIDE	BOARD #: PMP23558	REV: C	SVN REV: Not in version control
LAYER NAME = Drill Drawing	TID #: N/A		
PLOT NAME = Drill Drawing	GENERATED : 10/8/2025 1:21:23 PM		TEXAS INSTRUMENTS



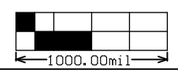

ALL ARTWORK VIEWED FROM TOP SIDE	BOARD #: PMP23558	REV: C	SVN REV: Not in version control
LAYER NAME = M2 Board Dimensions	TID #: N/A		
PLOT NAME = Board Dimensions	GENERATED : 10/8/2025 1:21:24 PM		TEXAS INSTRUMENTS

IMPORTANT NOTICE AND DISCLAIMER

TI PROVIDES TECHNICAL AND RELIABILITY DATA (INCLUDING DATASHEETS), DESIGN RESOURCES (INCLUDING REFERENCE DESIGNS), APPLICATION OR OTHER DESIGN ADVICE, WEB TOOLS, SAFETY INFORMATION, AND OTHER RESOURCES “AS IS” AND WITH ALL FAULTS, AND DISCLAIMS ALL WARRANTIES, EXPRESS AND IMPLIED, INCLUDING WITHOUT LIMITATION ANY IMPLIED WARRANTIES OF MERCHANTABILITY, FITNESS FOR A PARTICULAR PURPOSE OR NON-INFRINGEMENT OF THIRD PARTY INTELLECTUAL PROPERTY RIGHTS.

These resources are intended for skilled developers designing with TI products. You are solely responsible for (1) selecting the appropriate TI products for your application, (2) designing, validating and testing your application, and (3) ensuring your application meets applicable standards, and any other safety, security, regulatory or other requirements.

These resources are subject to change without notice. TI grants you permission to use these resources only for development of an application that uses the TI products described in the resource. Other reproduction and display of these resources is prohibited. No license is granted to any other TI intellectual property right or to any third party intellectual property right. TI disclaims responsibility for, and you fully indemnify TI and its representatives against any claims, damages, costs, losses, and liabilities arising out of your use of these resources.

TI’s products are provided subject to TI’s Terms of Sale, TI’s General Quality Guidelines, or other applicable terms available either on ti.com or provided in conjunction with such TI products. TI’s provision of these resources does not expand or otherwise alter TI’s applicable warranties or warranty disclaimers for TI products. Unless TI explicitly designates a product as custom or customer-specified, TI products are standard, catalog, general purpose devices.

TI objects to and rejects any additional or different terms you may propose.

Copyright © 2025, Texas Instruments Incorporated

Last updated 10/2025