

Texas Instruments and/or its licensors do not warrant the accuracy or completeness of this specification or any information contained therein. Texas Instruments and/or its licensors do not warrant that this design will meet the specifications, will be suitable for your application or fit for any particular purpose, or will operate in an implementation. Texas Instruments and/or its licensors do not warrant that the design is production worthy. You should completely validate and test your design implementation to confirm the system functionality for your application.

Orderable: <a href="#">ChangeMe in variant</a>	Designed for: <a href="#">Public Release</a>	Mod. Date: 11/1/2023
TID #: <a href="#">N/A</a>	Project Title: <a href="#">ADC36xxEVMCVAL</a>	
Number: <a href="#">ADC36xxEVMCVAL</a>	Sheet Title:	
SVN Rev: <a href="#">Not in version control</a>	Assembly Variant: <a href="#">001</a>	Sheet: <a href="#">1</a> of <a href="#">8</a>
Drawn By:	File: <a href="#">ADC36xx-CVAL_Power_RevA.SchDoc</a>	Size: <a href="#">B</a>
Engineer: <a href="#">Miguel Lomeli</a>	Contact: <a href="#">http://www.ti.com/support</a>	

A

B

C

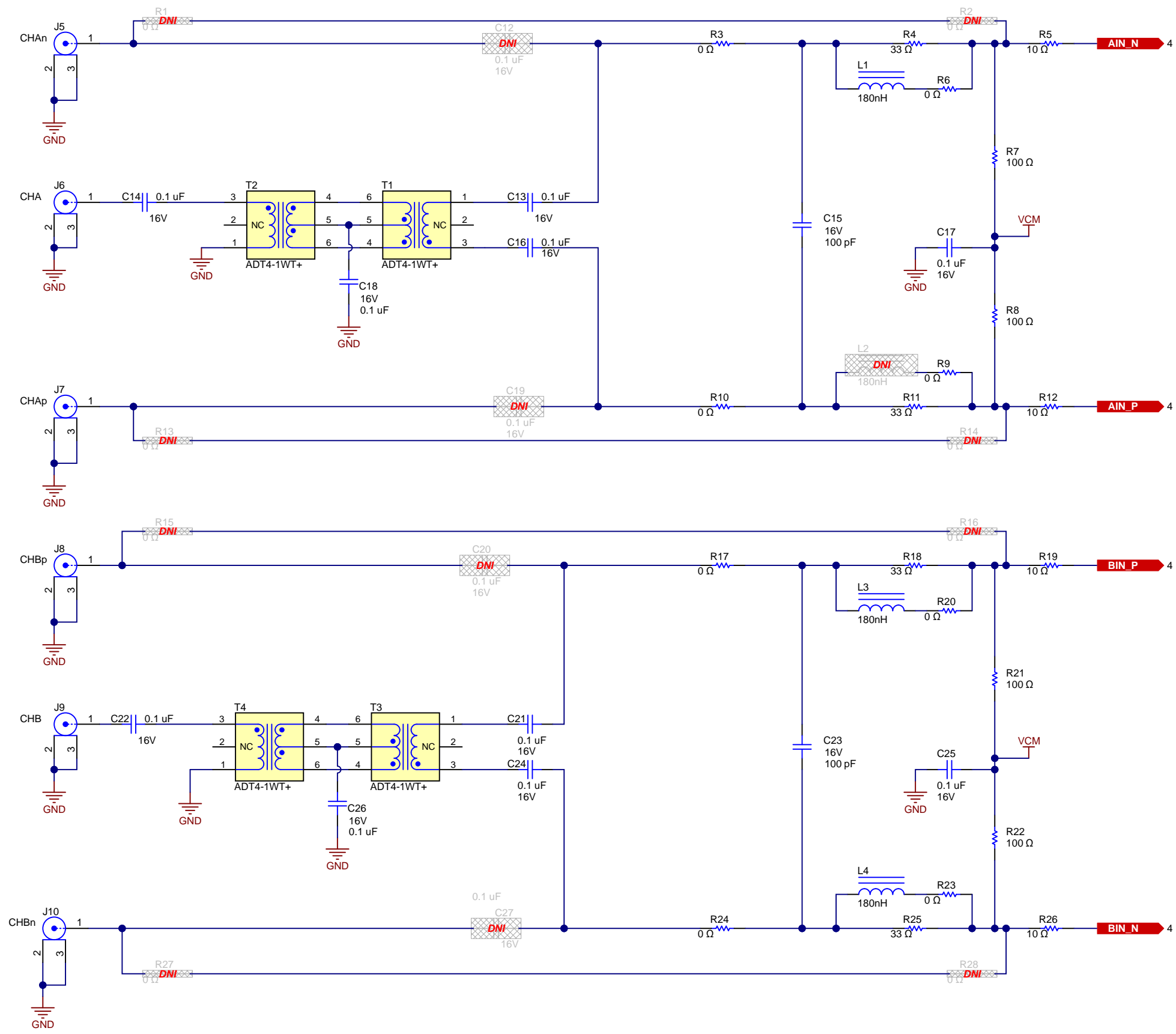
D

A

B

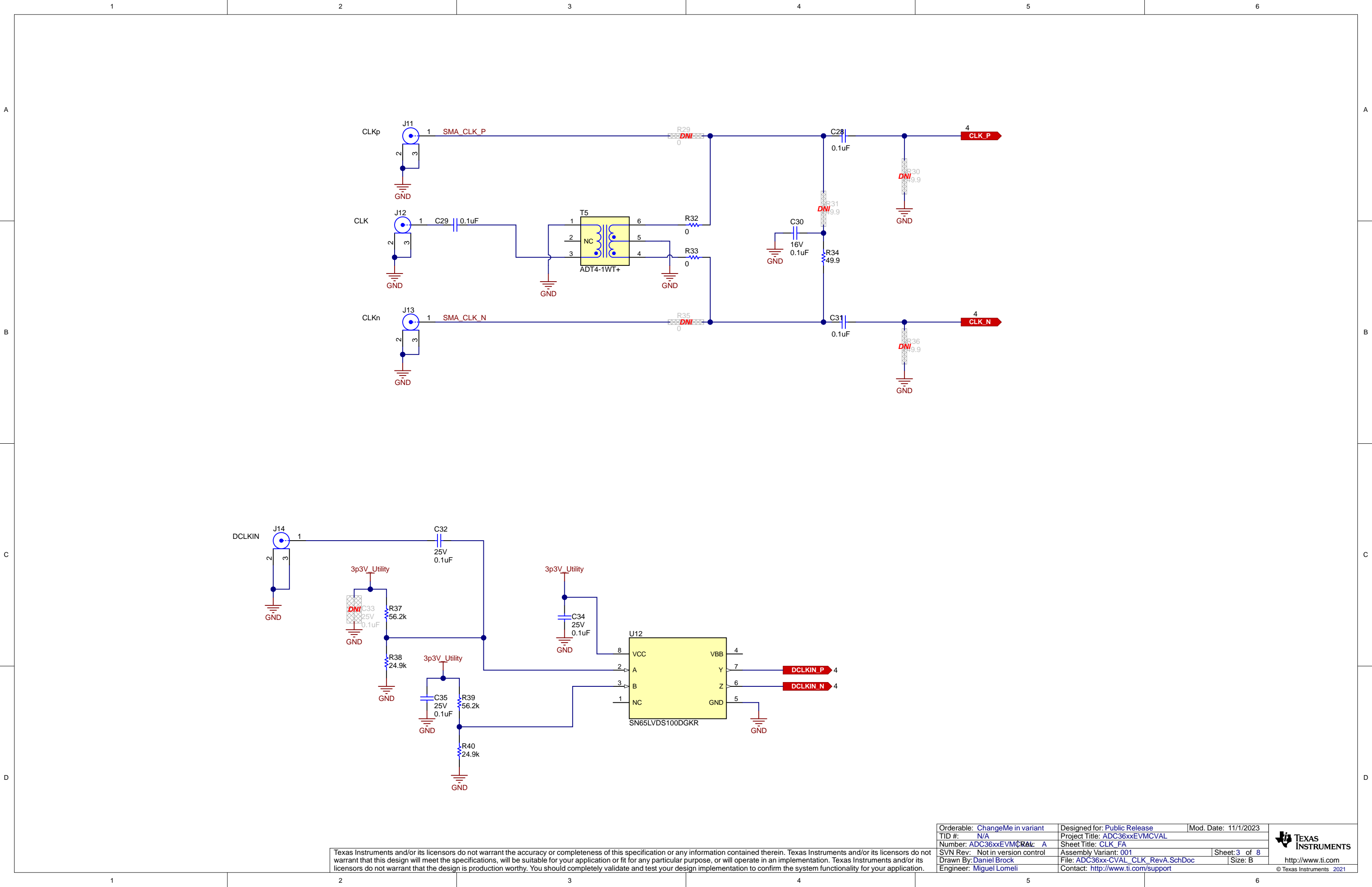
C

D



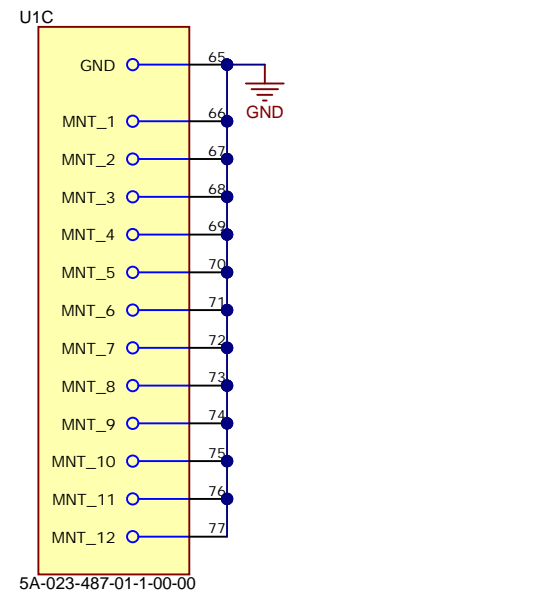
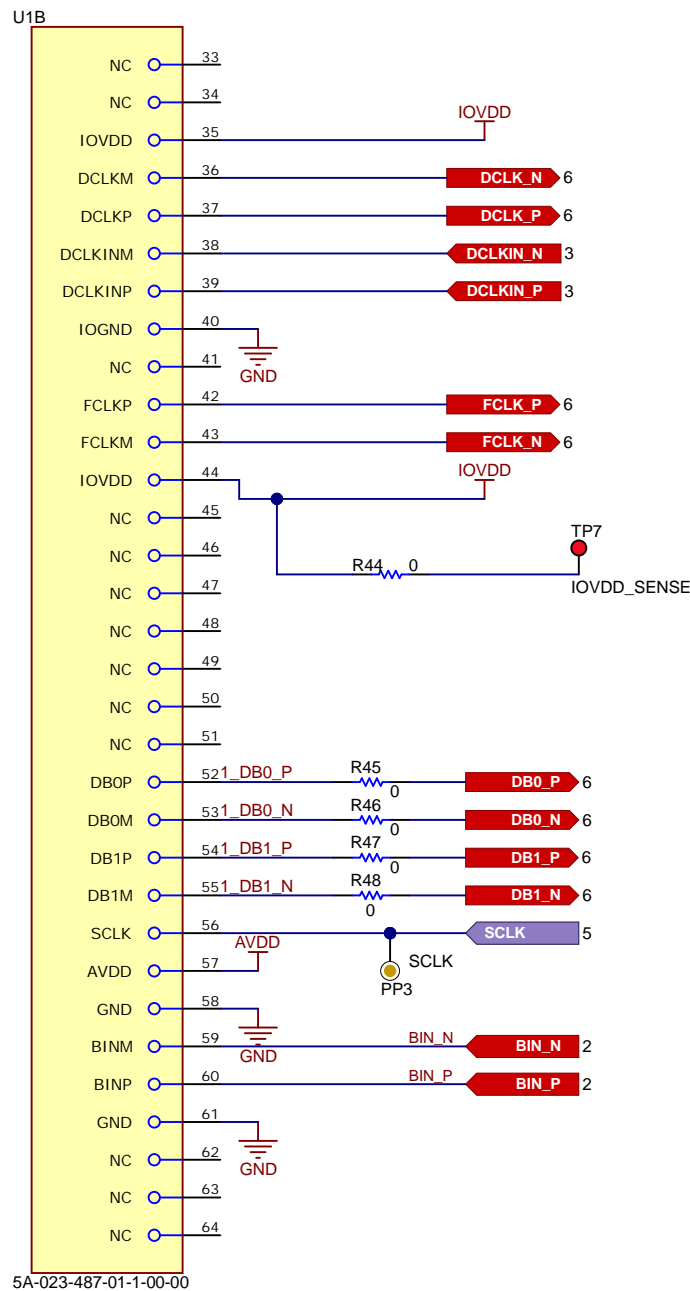
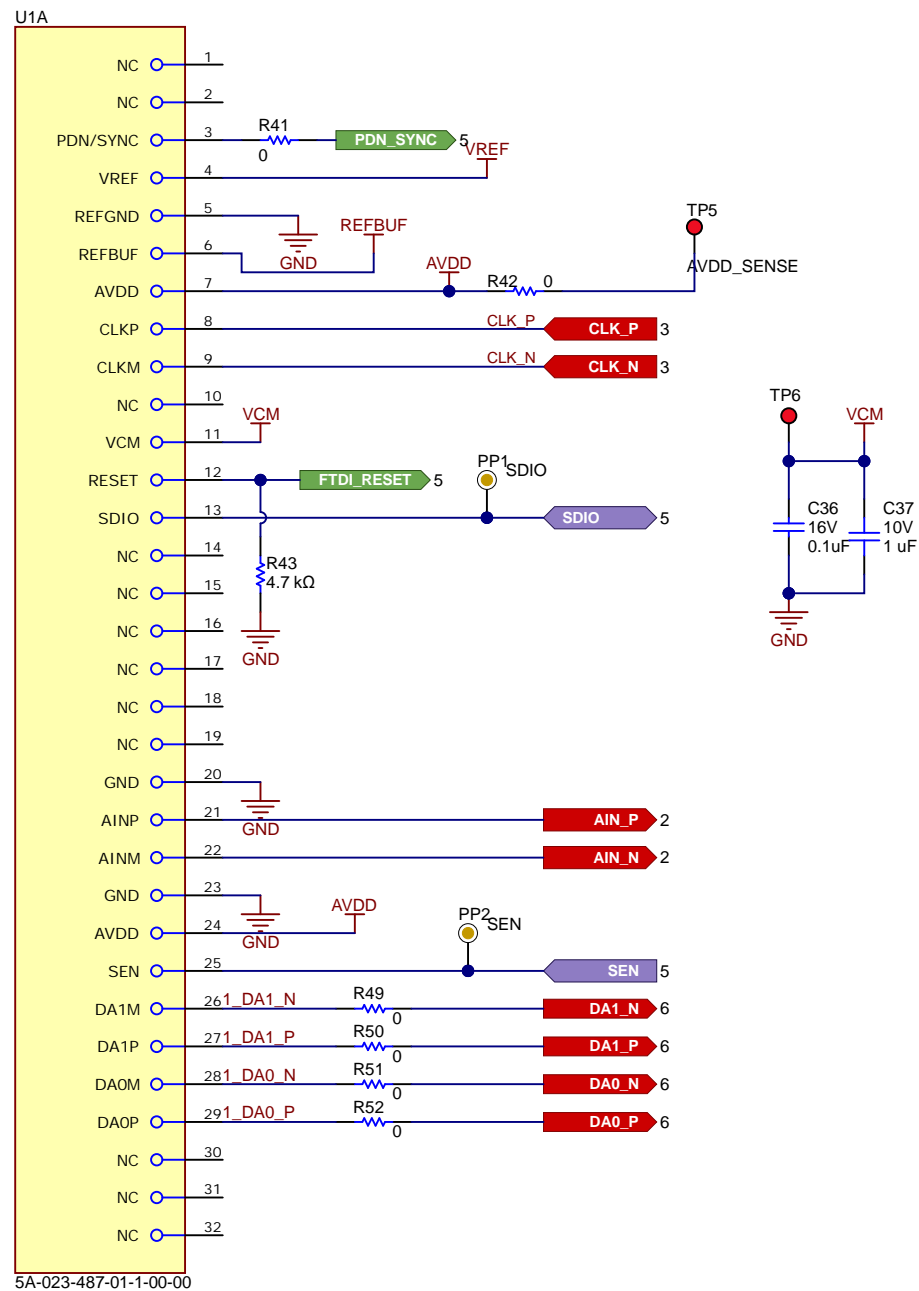
Texas Instruments and/or its licensors do not warrant the accuracy or completeness of this specification or any information contained therein. Texas Instruments and/or its licensors do not warrant that this design will meet the specifications, will be suitable for your application or fit for any particular purpose, or will operate in an implementation. Texas Instruments and/or its licensors do not warrant that the design is production worthy. You should completely validate and test your design implementation to confirm the system functionality for your application.

Orderable: <a href="#">ChangeMe</a> in variant	Designed for: Public Release	Mod. Date: 10/31/2023
TID #: N/A	Project Title: ADC36xxEVMCVAL	
Number: <a href="#">ADC36xxEVMCVAL</a>	Sheet Title: <a href="#">AIN_Dual_FA</a>	
SVN Rev: Not in version control	Assembly Variant: 001	Sheet: 2 of 8
Drawn By: <a href="#">Daniel Brock</a>	File: <a href="#">ADC36xx-CVAL_AIN_Dual_RevA.SchDoc</a>	Size: B
Engineer: <a href="#">Miguel Lomeli</a>	Contact: <a href="#">http://www.ti.com/support</a>	



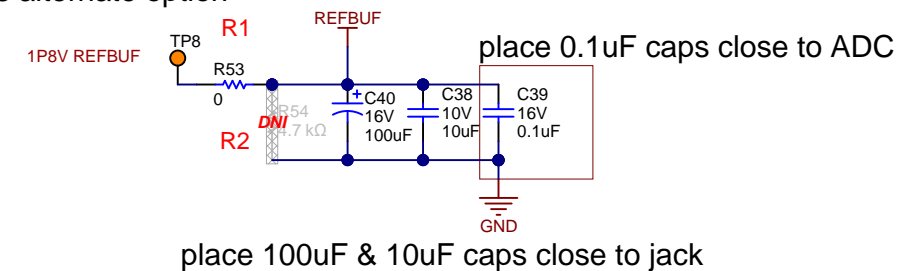
Texas Instruments and/or its licensors do not warrant the accuracy or completeness of this specification or any information contained therein. Texas Instruments and/or its licensors do not warrant that this design will meet the specifications, will be suitable for your application or fit for any particular purpose, or will operate in an implementation. Texas Instruments and/or its licensors do not warrant that the design is production worthy. You should completely validate and test your design implementation to confirm the system functionality for your application.

Orderable: <a href="#">ChangeMe in variant</a>	Designed for: <a href="#">Public Release</a>	Mod. Date: 11/1/2023
TID #: <a href="#">N/A</a>	Project Title: <a href="#">ADC36xxEVMCVAL</a>	
Number: <a href="#">ADC36xxEVMCVAL</a>	Sheet Title: <a href="#">CLK_FA</a>	
SVN Rev: <a href="#">Not in version control</a>	Assembly Variant: <a href="#">001</a>	Sheet: <a href="#">3</a> of <a href="#">8</a>
Drawn By: <a href="#">Daniel Brock</a>	File: <a href="#">ADC36xx-CVAL_CLK_RevA.SchDoc</a>	Size: <a href="#">B</a>
Engineer: <a href="#">Miguel Lomeli</a>	Contact: <a href="#">http://www.ti.com/support</a>	

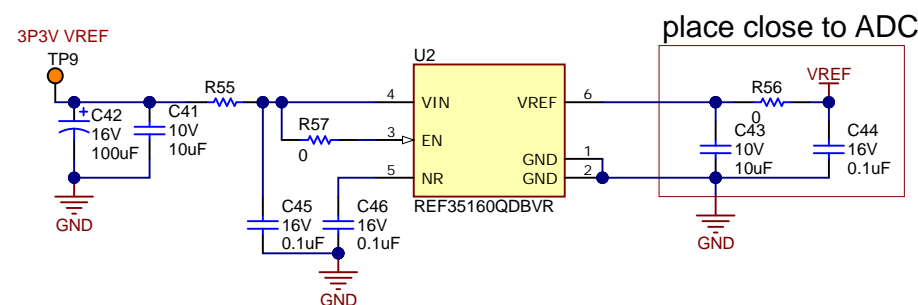


REFBUF VOLTAGE	VOLTAGE REFERENCE OPTION	CLOCKING OPTION
>1.7 V (Default)	External reference	Differential clock input
1.2 V (1.15-1.25V)	External 1.2V input on REFBUF   pin using internal gain buffer	Differential clock input
0.5 - 0.7V	Internal reference	Differential clock input
< 0.1V	Internal reference	Single ended clock input

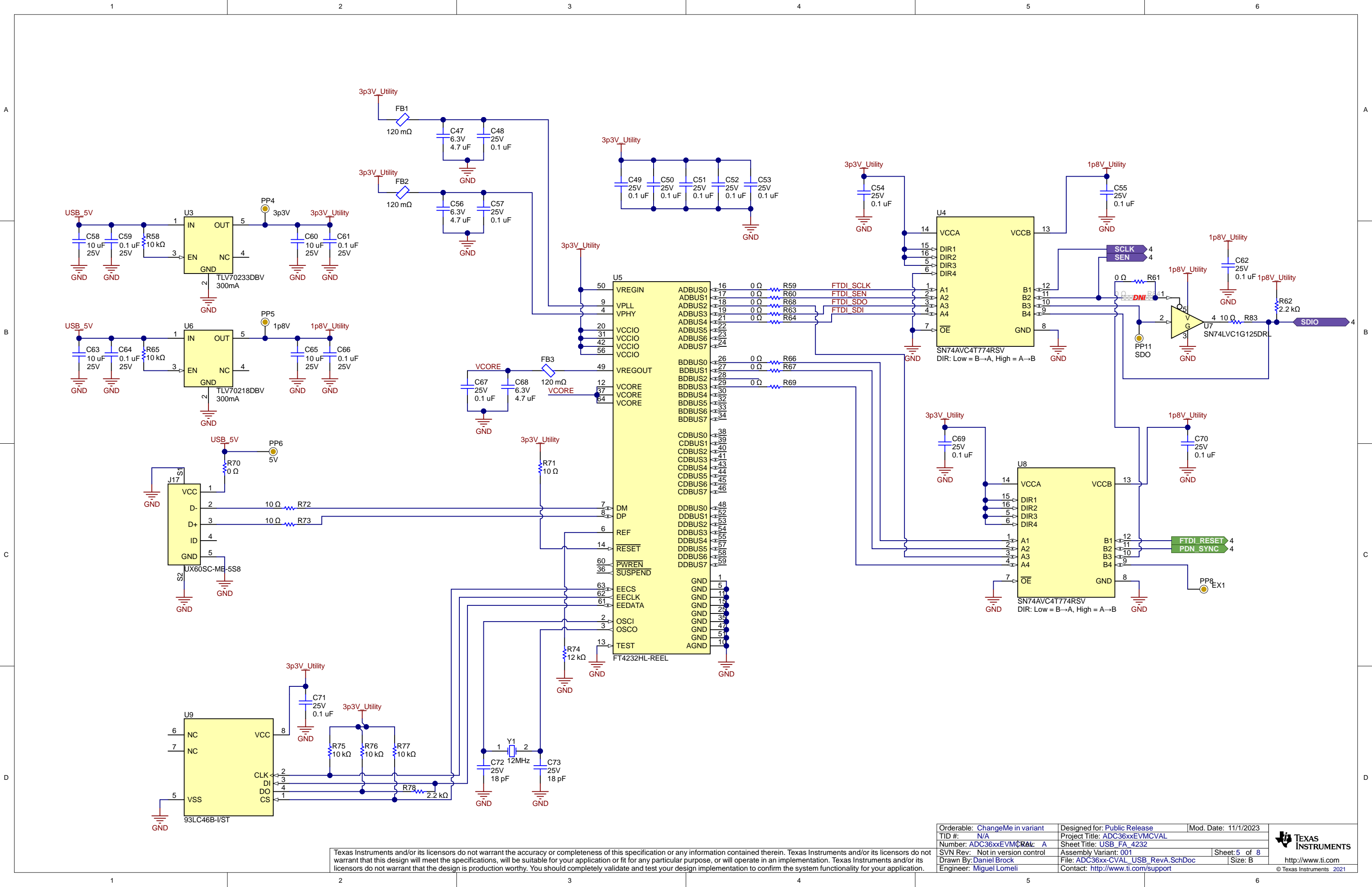
Use R1 & R2 for voltage divider  
as alternate option



## Reference Voltage



Texas Instruments and/or its licensors do not warrant the accuracy or completeness of this specification or any information contained therein. Texas Instruments and/or its licensors do not warrant that this design will meet the specifications, will be suitable for your application or fit for any particular purpose, or will operate in an implementation. Texas Instruments and/or its licensors do not warrant that the design is production worthy. You should completely validate and test your design implementation to confirm the system functionality for your application.



Texas Instruments and/or its licensors do not warrant the accuracy or completeness of this specification or any information contained therein. Texas Instruments and/or its licensors do not warrant that this design will meet the specifications, will be suitable for your application or fit for any particular purpose, or will operate in an implementation. Texas Instruments and/or its licensors do not warrant that the design is production worthy. You should completely validate and test your design implementation to confirm the system functionality for your application.

Orderable: <a href="#">ChangeMe</a> in variant	Designed for: Public Release	Mod. Date: 11/1/2023
TID #: N/A	Project Title: ADC36xxEVMCVAL	
Number: <a href="#">ADC36xxEVMCVAL</a>	Sheet Title: USB_FA_4232	
SVN Rev: Not in version control	Assembly Variant: 001	Sheet: 5 of 8
Drawn By: <a href="#">Daniel Brock</a>	File: <a href="#">ADC36xx-CVAL_USB_RevA.SchDoc</a>	Size: B
Engineer: <a href="#">Miguel Lomeli</a>	Contact: <a href="#">http://www.ti.com/support</a>	

A

B

C

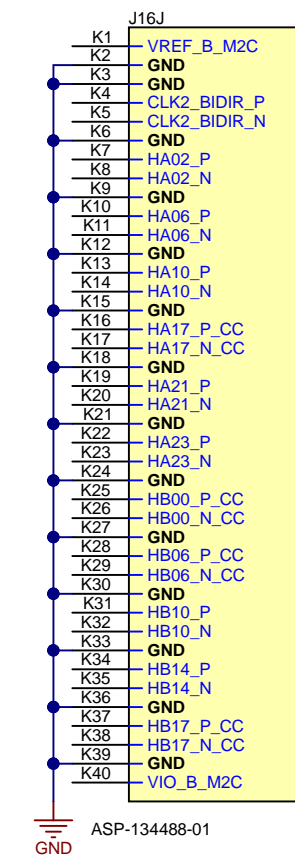
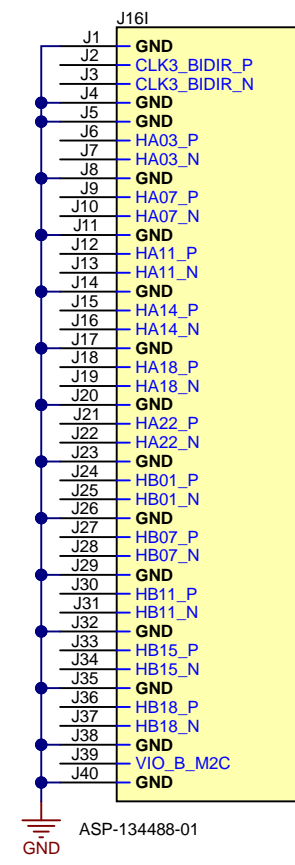
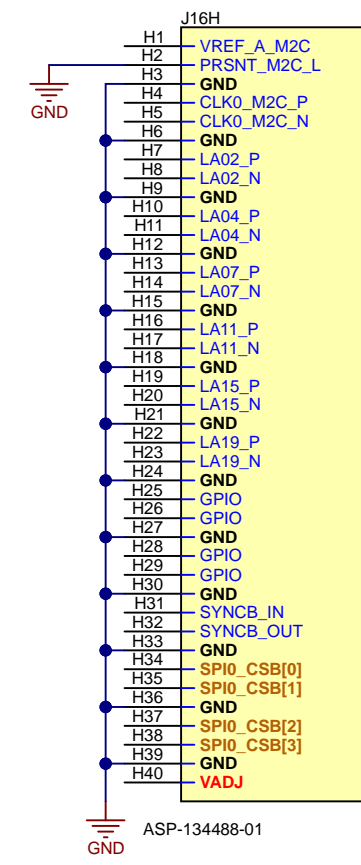
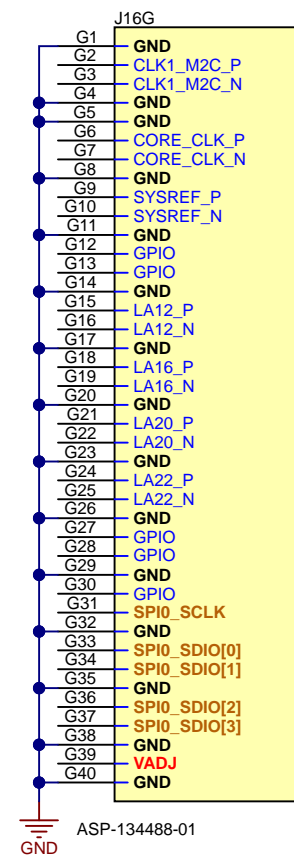
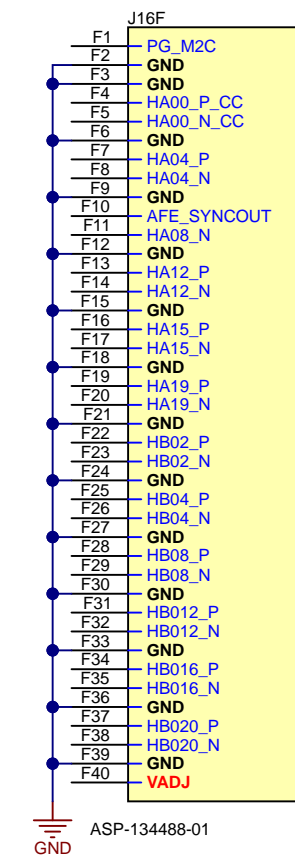
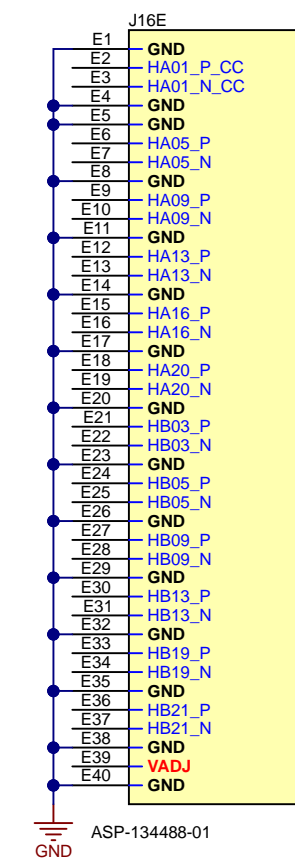
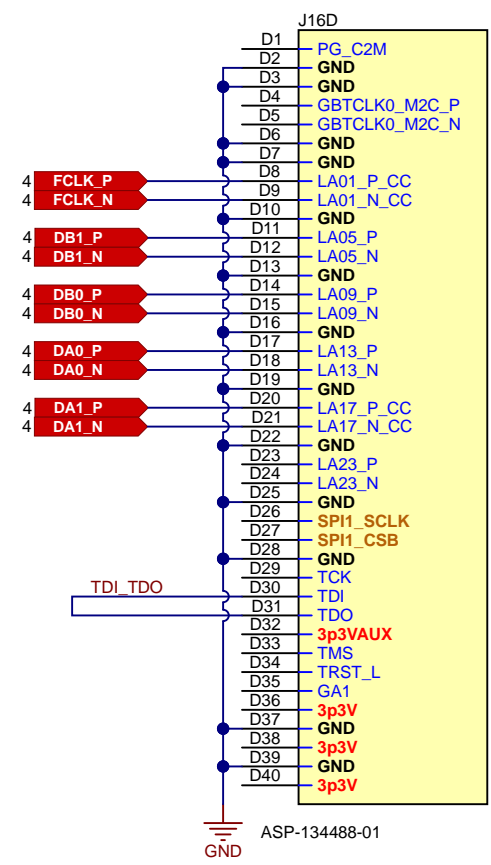
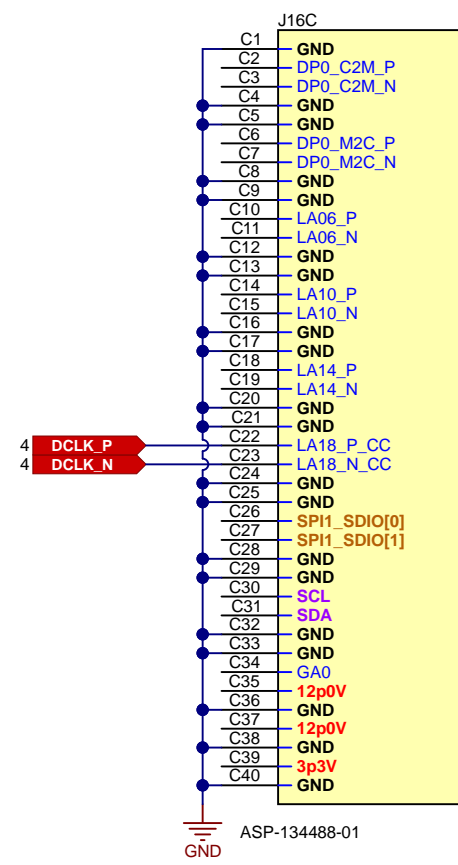
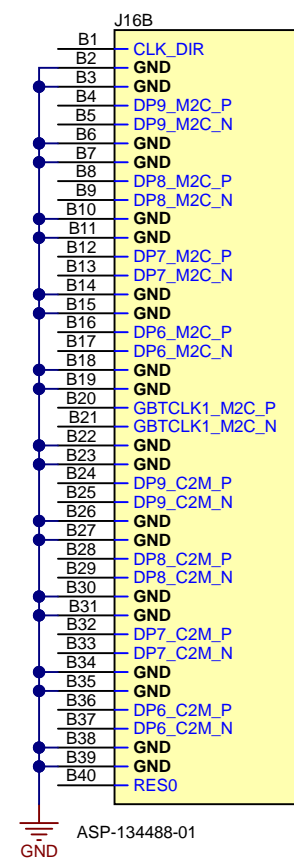
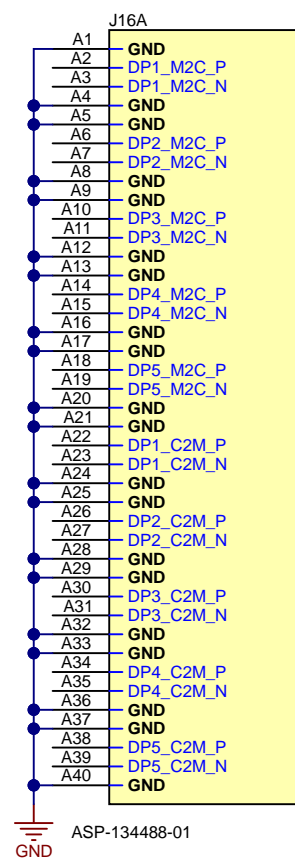
D

A

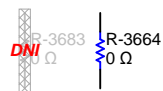
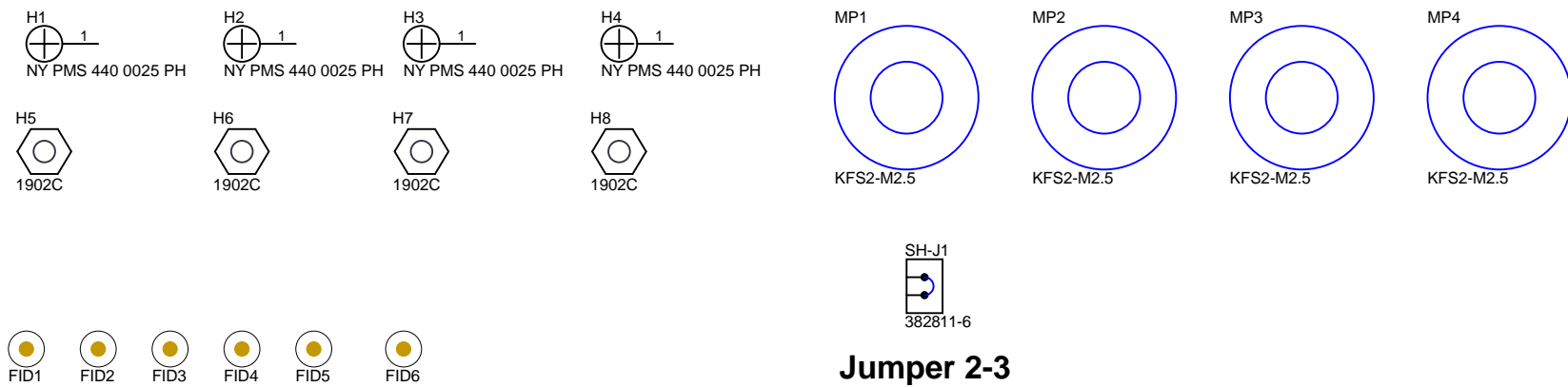
B

C

D



Texas Instruments and/or its licensors do not warrant the accuracy or completeness of this specification or any information contained therein. Texas Instruments and/or its licensors do not warrant that this design will meet the specifications, will be suitable for your application or fit for any particular purpose, or will operate in an implementation. Texas Instruments and/or its licensors do not warrant that the design is production worthy. You should completely validate and test your design implementation to confirm the system functionality for your application.



PCB Number: ADC36xxEVMCVAL  
PCB Rev: A



ZZ1

### Assembly Note

These assemblies are ESD sensitive, ESD precautions shall be observed

ZZ2

### Assembly Note

These assemblies must be clean and free from flux and all contaminants. Use of no clean flux is not acceptable.

ZZ3

### Assembly Note

These assemblies must comply with workmanship standards IPC-A-610 Class 2, unless otherwise specified

ZZ4

**Label Assembly Note**

This Assembly Note is for PCB labels only

Orderable: <a href="#">ChangeMe in variant</a>	Designed for: <a href="#">Public Release</a>	Mod. Date: 10/30/2023	
TID #: <a href="#">N/A</a>	Project Title: <a href="#">ADC36xxEVMCVAL</a>		
Number: <a href="#">ADC36xxEVMCVAL</a>	Sheet Title: <a href="#">Hardware</a>		
SVN Rev: <a href="#">Not in version control</a>	Assembly Variant: <a href="#">001</a>	Sheet: <a href="#">7</a> of <a href="#">8</a>	
Drawn By: <a href="#">Daniel Brock</a>	File: <a href="#">ADC36xx-CVAL_Hardware_RevA.SchDoc</a>	Size: <a href="#">B</a>	
Engineer: <a href="#">Miguel Lomeli</a>	Contact: <a href="#">http://www.ti.com/support</a>		<a href="#">http://www.ti.com</a> © Texas Instruments 2021

Texas Instruments and/or its licensors do not warrant the accuracy or completeness of this specification or any information contained therein. Texas Instruments and/or its licensors do not warrant that this design will meet the specifications, will be suitable for your application or fit for any particular purpose, or will operate in an implementation. Texas Instruments and/or its licensors do not warrant that the design is production worthy. You should completely validate and test your design implementation to confirm the system functionality for your application.


## Revision History

Rev	Release Date	Notes
A	Dec 2023	Initial Release

Variant(s)

Variant	Notes
001	ADC3664CVAL
002	ADC3683CVAL

Texas Instruments and/or its licensors do not warrant the accuracy or completeness of this specification or any information contained therein. Texas Instruments and/or its licensors do not warrant that this design will meet the specifications, will be suitable for your application or fit for any particular purpose, or will operate in an implementation. Texas Instruments and/or its licensors do not warrant that the design is production worthy. You should completely validate and test your design implementation to confirm the system functionality for your application.

Orderable: <a href="#">ChangeMe in variant</a>	Designed for: <a href="#">Public Release</a>	Mod. Date: 11/1/2023	 <a href="http://www.ti.com">http://www.ti.com</a> © Texas Instruments 2021
TID #: <a href="#">N/A</a>	Project Title: <a href="#">ADC36xxEVMCVL</a>		
Number: <a href="#">ADC36xxEVMCVL</a>	Sheet Title:		
SVN Rev: Not in version control	Assembly Variant: <a href="#">001</a>	Sheet: <a href="#">8</a> of <a href="#">8</a>	
Drawn By:	File: <a href="#">ADC36xx-CVL_Revision_History_RevA.SchDoc</a>	Size: B	
Engineer: <a href="#">Miguel Lomeli</a>	Contact: <a href="http://www.ti.com/support">http://www.ti.com/support</a>		