

TIDA-00325 Test Results

About Test Results

Test results of the TIDA-00325 reference design are performed using the DLP® LightCrafter Display 2010 EVM which is the TI's implementation of the TIDA-00325 reference design. This EVM incorporates the DLP 0.2" WVGA chipset comprising of the DLP2010 DMD, DLPC3435 controller and DLPA2005 PMIC/Led Driver. The EVM and reference design enable faster development cycles for applications requiring ultra-small form factor optical engine and ultra-low power projection display solution. The entire test data contained below was measured from one DLP LightCrafter Display 2010 EVM to provide an example from a typical unit. Please note, performance will vary across EVMs due to variations in manufacturing. The performance data is not guaranteed

If You Need Assistance

Refer to the DLP and MEMS TI E2E Community support forums: DLP LightCrafter Display 2010 Development Platform Forum

TIDA-00325 Test Results

This test reports provides following test data:

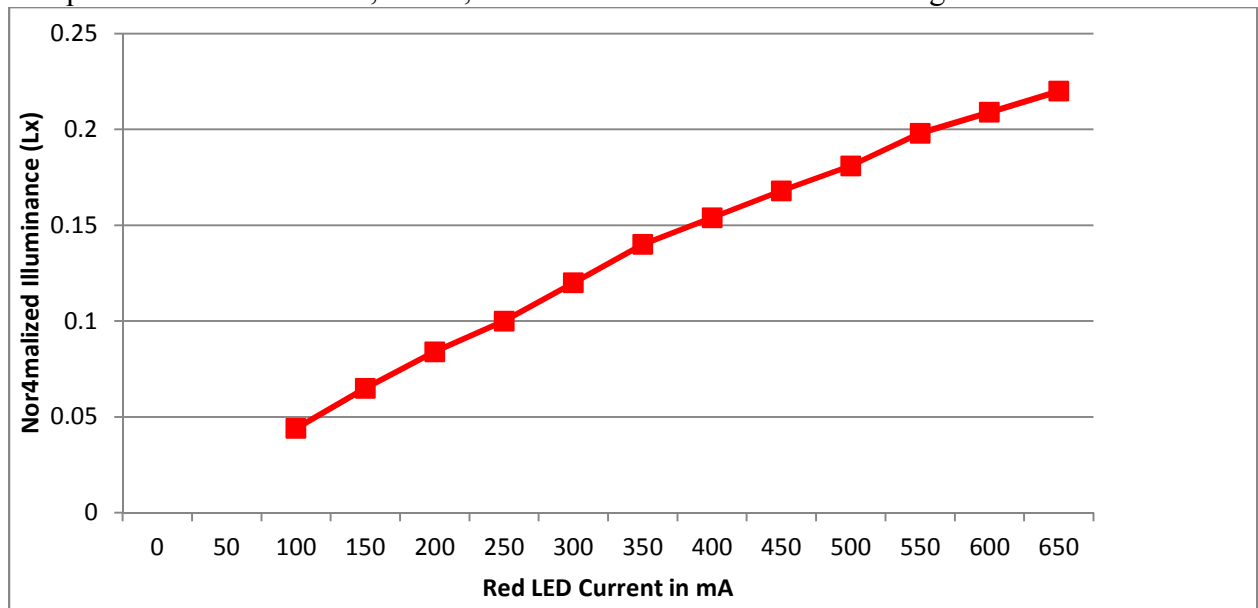
1. RGB LEDs Current vs Illuminance
2. Power Up and Power Down Sequence
3. Optical Engine Size
4. Optical Engine Throw Ratio

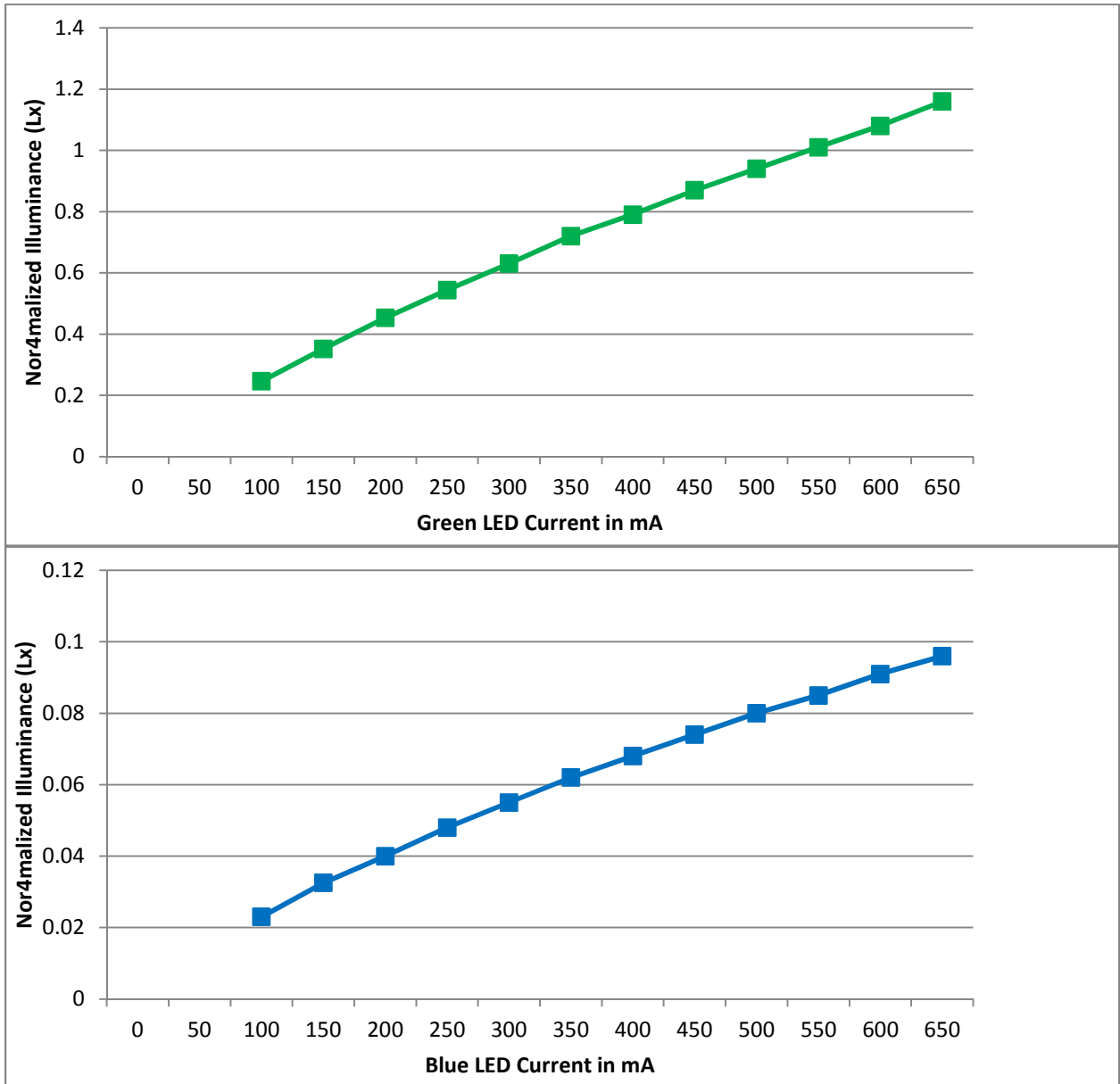
1 LED Current Test Data

This section provides the Red, Green and Blue LED performance levels with respect to the LED driver current levels. References are made to the DLP LightCrafter Display Graphical User Interface (GUI) that is available for download from TI's website.

As shown in figure the LED current was increased from 100mA to 650mA in steps of 50mA and the light output at the end of the optical engine was measured using a light measuring sphere.

The performance of the Red, Green, and Blue LEDs are shown below figures.





For a typical application current applied to the RGB LEDs is in a specified proportion to achieve a desired white point.

Measured brightness for 6040K white point is as below:

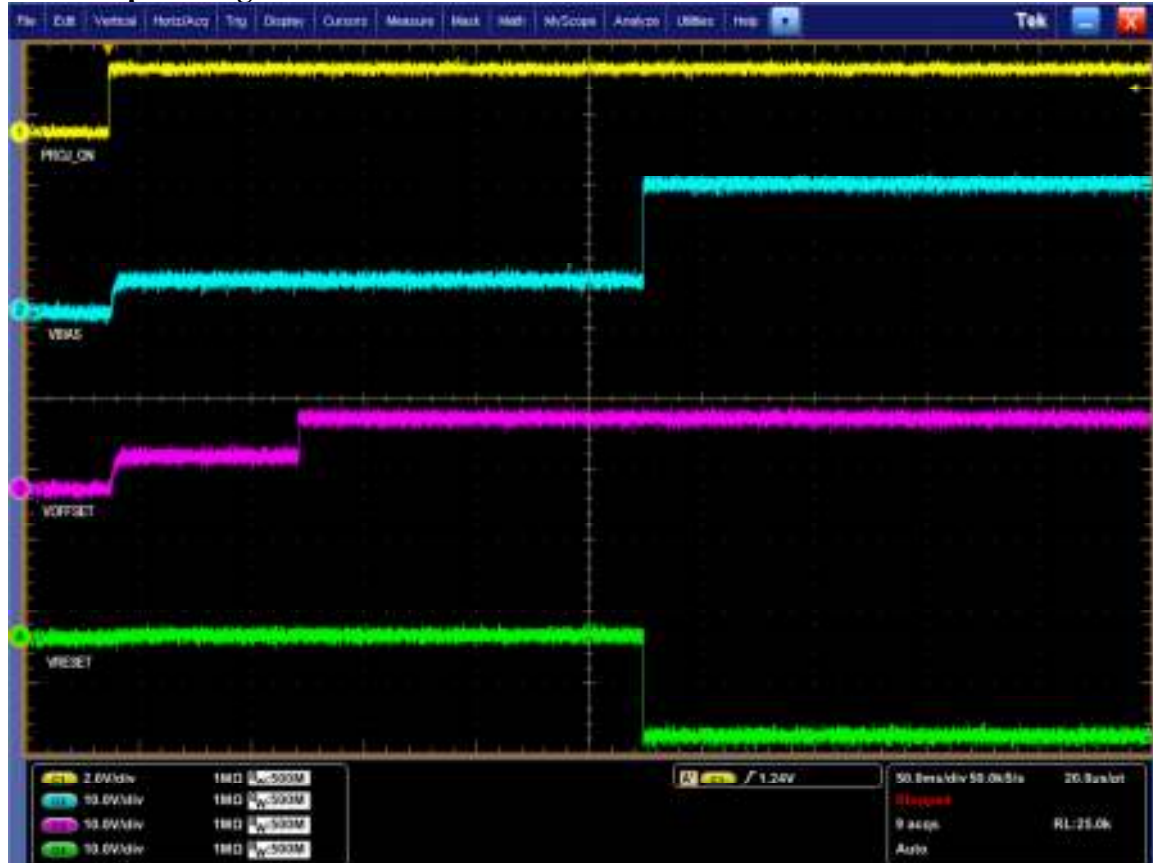
- Red image 4.46 Lumen
- Green image 19.44 Lumen
- Blue 0.95 Lumen
- White image 26 Lumen**

TIDA-00325 Test Results

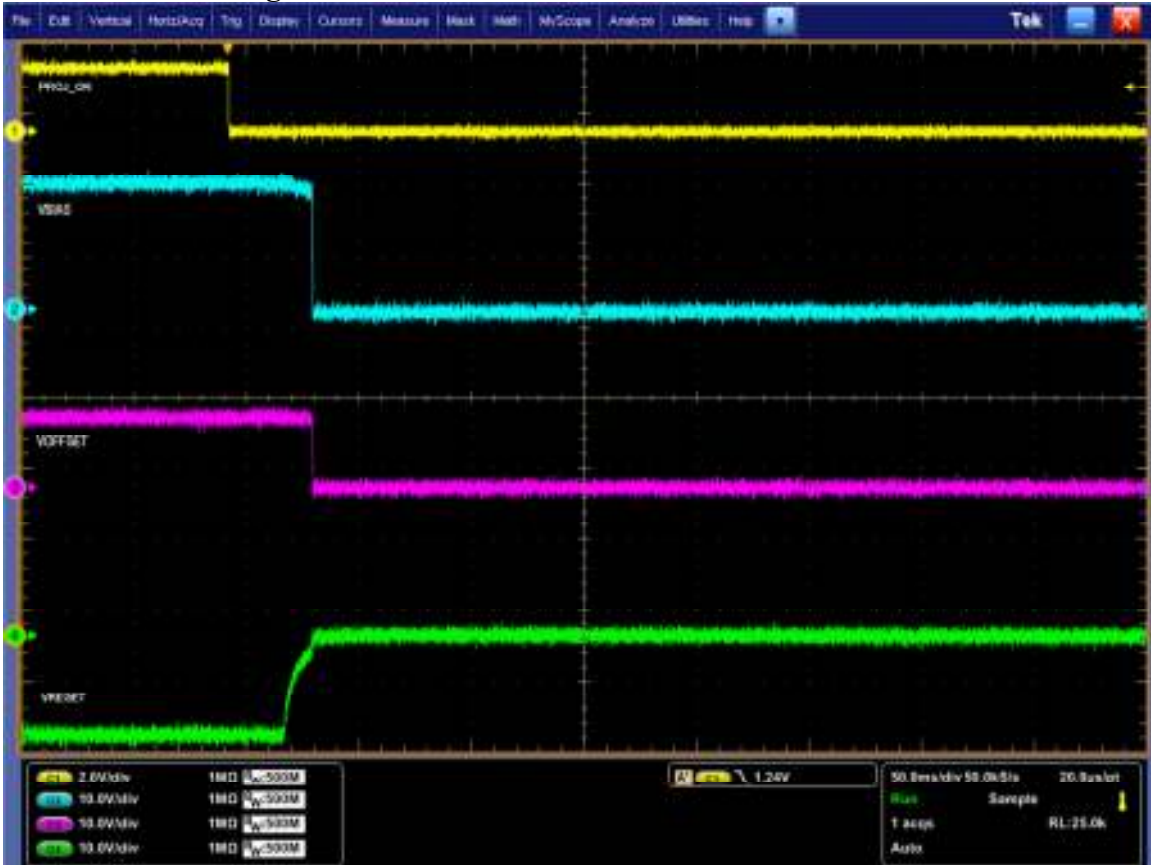
2. Power Up and Power Down Timing Measurements

Power Up and Power Down timing requirements are described in detail in the DLP2010 datasheet. Key signals measured are PROJ_ON and the power supplies to the DMD-VBIAS, VOFFSET and VRESET. For more details on the timing requirements please refer the DLP2010 device datasheet.

Power Up Timing Measurements



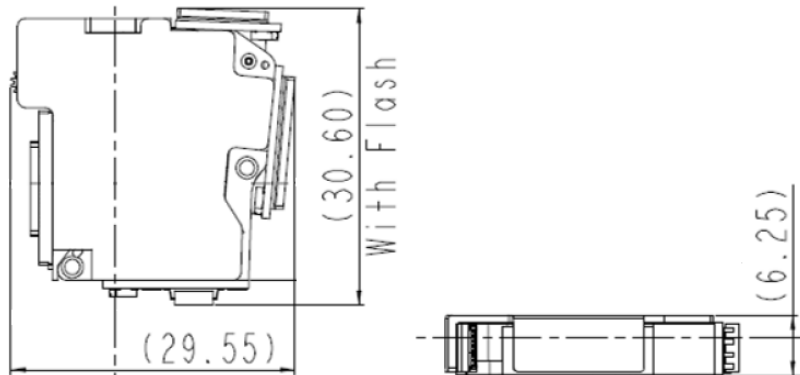
Power down Timing Measurements



3. Optical engine size

DLP2010 is a key component of the 0.2" WVGA chipset and is designed to enable ultra small factor optical platforms. Size of the optical engine used in this design is:

Length 30.60 mm
 Width 29.55 mm
 Height 6.25 mm



Total volume of the optical engine is: 4-6 cc
 Weight of the optical engine: 15 gram.

TIDA-00325 Test Results

4. Throw Ratio

An optical engine's throw ratio is defined as the ratio of the distance measured from lens to screen and the width of the projected image.

Throw Ratio = Distance/Width

Throw ratio for the optical engine used in this ref design is 1.65

IMPORTANT NOTICE FOR TI REFERENCE DESIGNS

Texas Instruments Incorporated ("TI") reference designs are solely intended to assist designers ("Buyers") who are developing systems that incorporate TI semiconductor products (also referred to herein as "components"). Buyer understands and agrees that Buyer remains responsible for using its independent analysis, evaluation and judgment in designing Buyer's systems and products.

TI reference designs have been created using standard laboratory conditions and engineering practices. **TI has not conducted any testing other than that specifically described in the published documentation for a particular reference design.** TI may make corrections, enhancements, improvements and other changes to its reference designs.

Buyers are authorized to use TI reference designs with the TI component(s) identified in each particular reference design and to modify the reference design in the development of their end products. HOWEVER, NO OTHER LICENSE, EXPRESS OR IMPLIED, BY ESTOPPEL OR OTHERWISE TO ANY OTHER TI INTELLECTUAL PROPERTY RIGHT, AND NO LICENSE TO ANY THIRD PARTY TECHNOLOGY OR INTELLECTUAL PROPERTY RIGHT, IS GRANTED HEREIN, including but not limited to any patent right, copyright, mask work right, or other intellectual property right relating to any combination, machine, or process in which TI components or services are used. Information published by TI regarding third-party products or services does not constitute a license to use such products or services, or a warranty or endorsement thereof. Use of such information may require a license from a third party under the patents or other intellectual property of the third party, or a license from TI under the patents or other intellectual property of TI.

TI REFERENCE DESIGNS ARE PROVIDED "AS IS". TI MAKES NO WARRANTIES OR REPRESENTATIONS WITH REGARD TO THE REFERENCE DESIGNS OR USE OF THE REFERENCE DESIGNS, EXPRESS, IMPLIED OR STATUTORY, INCLUDING ACCURACY OR COMPLETENESS. TI DISCLAIMS ANY WARRANTY OF TITLE AND ANY IMPLIED WARRANTIES OF MERCHANTABILITY, FITNESS FOR A PARTICULAR PURPOSE, QUIET ENJOYMENT, QUIET POSSESSION, AND NON-INFRINGEMENT OF ANY THIRD PARTY INTELLECTUAL PROPERTY RIGHTS WITH REGARD TO TI REFERENCE DESIGNS OR USE THEREOF. TI SHALL NOT BE LIABLE FOR AND SHALL NOT DEFEND OR INDEMNIFY BUYERS AGAINST ANY THIRD PARTY INFRINGEMENT CLAIM THAT RELATES TO OR IS BASED ON A COMBINATION OF COMPONENTS PROVIDED IN A TI REFERENCE DESIGN. IN NO EVENT SHALL TI BE LIABLE FOR ANY ACTUAL, SPECIAL, INCIDENTAL, CONSEQUENTIAL OR INDIRECT DAMAGES, HOWEVER CAUSED, ON ANY THEORY OF LIABILITY AND WHETHER OR NOT TI HAS BEEN ADVISED OF THE POSSIBILITY OF SUCH DAMAGES, ARISING IN ANY WAY OUT OF TI REFERENCE DESIGNS OR BUYER'S USE OF TI REFERENCE DESIGNS.

TI reserves the right to make corrections, enhancements, improvements and other changes to its semiconductor products and services per JESD46, latest issue, and to discontinue any product or service per JESD48, latest issue. Buyers should obtain the latest relevant information before placing orders and should verify that such information is current and complete. All semiconductor products are sold subject to TI's terms and conditions of sale supplied at the time of order acknowledgment.

TI warrants performance of its components to the specifications applicable at the time of sale, in accordance with the warranty in TI's terms and conditions of sale of semiconductor products. Testing and other quality control techniques for TI components are used to the extent TI deems necessary to support this warranty. Except where mandated by applicable law, testing of all parameters of each component is not necessarily performed.

TI assumes no liability for applications assistance or the design of Buyers' products. Buyers are responsible for their products and applications using TI components. To minimize the risks associated with Buyers' products and applications, Buyers should provide adequate design and operating safeguards.

Reproduction of significant portions of TI information in TI data books, data sheets or reference designs is permissible only if reproduction is without alteration and is accompanied by all associated warranties, conditions, limitations, and notices. TI is not responsible or liable for such altered documentation. Information of third parties may be subject to additional restrictions.

Buyer acknowledges and agrees that it is solely responsible for compliance with all legal, regulatory and safety-related requirements concerning its products, and any use of TI components in its applications, notwithstanding any applications-related information or support that may be provided by TI. Buyer represents and agrees that it has all the necessary expertise to create and implement safeguards that anticipate dangerous failures, monitor failures and their consequences, lessen the likelihood of dangerous failures and take appropriate remedial actions. Buyer will fully indemnify TI and its representatives against any damages arising out of the use of any TI components in Buyer's safety-critical applications.

In some cases, TI components may be promoted specifically to facilitate safety-related applications. With such components, TI's goal is to help enable customers to design and create their own end-product solutions that meet applicable functional safety standards and requirements. Nonetheless, such components are subject to these terms.

No TI components are authorized for use in FDA Class III (or similar life-critical medical equipment) unless authorized officers of the parties have executed an agreement specifically governing such use.

Only those TI components that TI has specifically designated as military grade or "enhanced plastic" are designed and intended for use in military/aerospace applications or environments. Buyer acknowledges and agrees that any military or aerospace use of TI components that have **not** been so designated is solely at Buyer's risk, and Buyer is solely responsible for compliance with all legal and regulatory requirements in connection with such use.

TI has specifically designated certain components as meeting ISO/TS16949 requirements, mainly for automotive use. In any case of use of non-designated products, TI will not be responsible for any failure to meet ISO/TS16949.