

## TPS2HB16-Q1 40V、16mΩ 双通道智能高侧开关

### 1 特性

- 符合汽车类应用的要求
- 具有符合 AEC-Q100 标准的下列结果：
  - 器件温度 1 级：-40°C 至 +125°C 的环境运行温度范围
  - 器件 HBM ESD 分类等级 2
  - 器件 CDM ESD 分类等级 C4B
- 双通道智能高侧开关
- 额定负载转储电压高达 40V
- $T_J = 25^\circ\text{C}$  时的典型  $R_{ON}$  为 16mΩ
- 模拟感应输出：
  - 负载电流
- 高精度负载电流感应
- 通过 SNS 引脚进行故障指示
- 开路负载和电池短路检测
- 保护功能：
  - 热关断和重试
  - 电池过压和负载突降
  - VOUT 接地短路
  - 电池反向时自动开启
  - 欠压锁定
  - 电池丢失
  - 接地失效时自动关闭
  - 用于电感负载的输出钳位

### 2 应用

- 车身控制模块
- 白炽灯和 LED 照明
- 加热元件
- 变速器控制单元
- 汽车空调

### 3 说明

TPS2HB16-Q1 器件是一款适用于 12V 汽车蓄电池的双通道智能高侧开关。该器件集成了许多保护和诊断特性。

此器件提供高精度的模拟电流检测，可改进对复杂负载（例如由同一个开关驱动的多个并联负载）的诊断。

此器件的工作输入电压低至 3V（相对于器件的 GND 引脚）。在冷启动期间，此输入电压可支持器件继续运行。

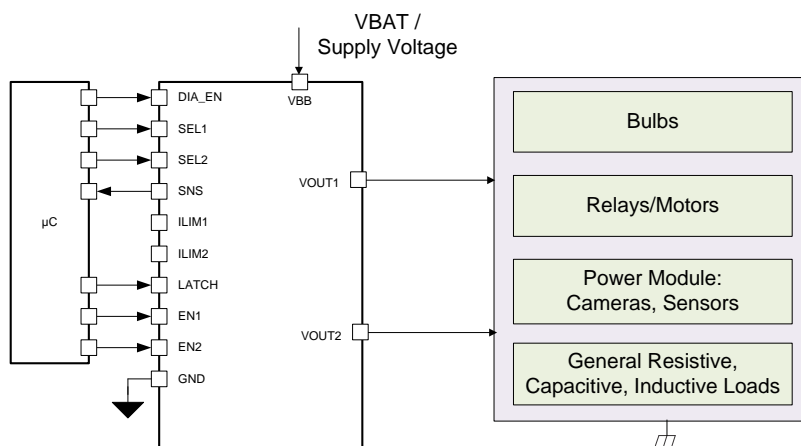
TPS2HB16-Q1 器件采用小型 16 引脚 HTSSOP 封装，因此可减小 PCB 尺寸。

器件信息<sup>(1)</sup>

器件型号	封装	封装尺寸（标称值）
TPS2HB16-Q1	HTSSOP (16)	5.00mm x 4.40mm

(1) 如需了解所有可用封装，请参阅产品说明书末尾的可订购产品附录。

简化原理图



## 4 器件和文档支持

### 4.1 器件支持

#### 4.1.1 器件选项

表 1 显示了在器件制造期间编程的器件选项。应选择最适合应用的选项。

表 1. 器件选项

电流限值	达到电流限值时的反应	版本字符	完整器件型号
电阻器可编程	立即禁用开关	B	TPS2HB16BQPWPRQ1
电阻器可编程	使开关保持启用状态；对电流进行限制	D	TPS2HB16DQPWPRQ1
不可编程	立即禁用开关	F	TPS2HB16FQPWPRQ1

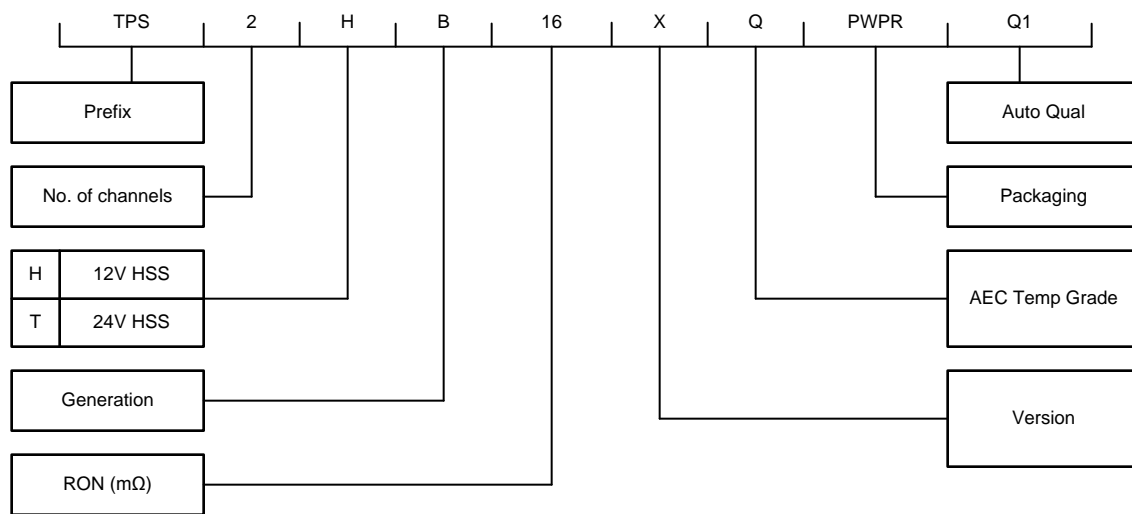


图 1. 命名约定

## 4.2 文档支持

### 4.3 接收文档更新通知

要接收文档更新通知，请导航至 [TI.com.cn](http://TI.com.cn) 上的器件产品文件夹。单击右上角的 [通知我](#) 进行注册，即可每周接收产品信息更改摘要。有关更改的详细信息，请查看任何已修订文档中包含的修订历史记录。

### 4.4 社区资源

下列链接提供到 TI 社区资源的连接。链接的内容由各个分销商“按照原样”提供。这些内容并不构成 TI 技术规范，并且不一定反映 TI 的观点；请参阅 TI 的 [《使用条款》](#)。

**TI E2E™ 在线社区** [TI 的工程师对工程师 \(E2E\) 社区](#)。此社区的创建目的在于促进工程师之间的协作。在 [e2e.ti.com](http://e2e.ti.com) 中，您可以咨询问题、分享知识、拓展思路并与同行工程师一道帮助解决问题。

**设计支持** [TI 参考设计支持](#) 可帮助您快速查找有帮助的 E2E 论坛、设计支持工具以及技术支持的联系信息。

### 4.5 商标

E2E is a trademark of Texas Instruments.  
 All other trademarks are the property of their respective owners.

### 4.6 静电放电警告



ESD 可能会损坏该集成电路。德州仪器 (TI) 建议通过适当的预防措施处理所有集成电路。如果不遵守正确的处理措施和安装程序，可能会损坏集成电路。

ESD 的损坏小至导致微小的性能降级，大至整个器件故障。精密的集成电路可能更容易受到损坏，这是因为非常细微的参数更改都可能会导致器件与其发布的规格不相符。

### 4.7 术语表

**SLYZ022** — [TI 术语表](#)。

这份术语表列出并解释术语、缩写和定义。

## 5 机械、封装和可订购信息

以下页面包含机械、封装和可订购信息。这些信息是指定器件的最新可用数据。数据如有变更，恕不另行通知，且不会对此文档进行修订。如需获取此产品说明书的浏览器版本，请查阅左侧的导航栏。

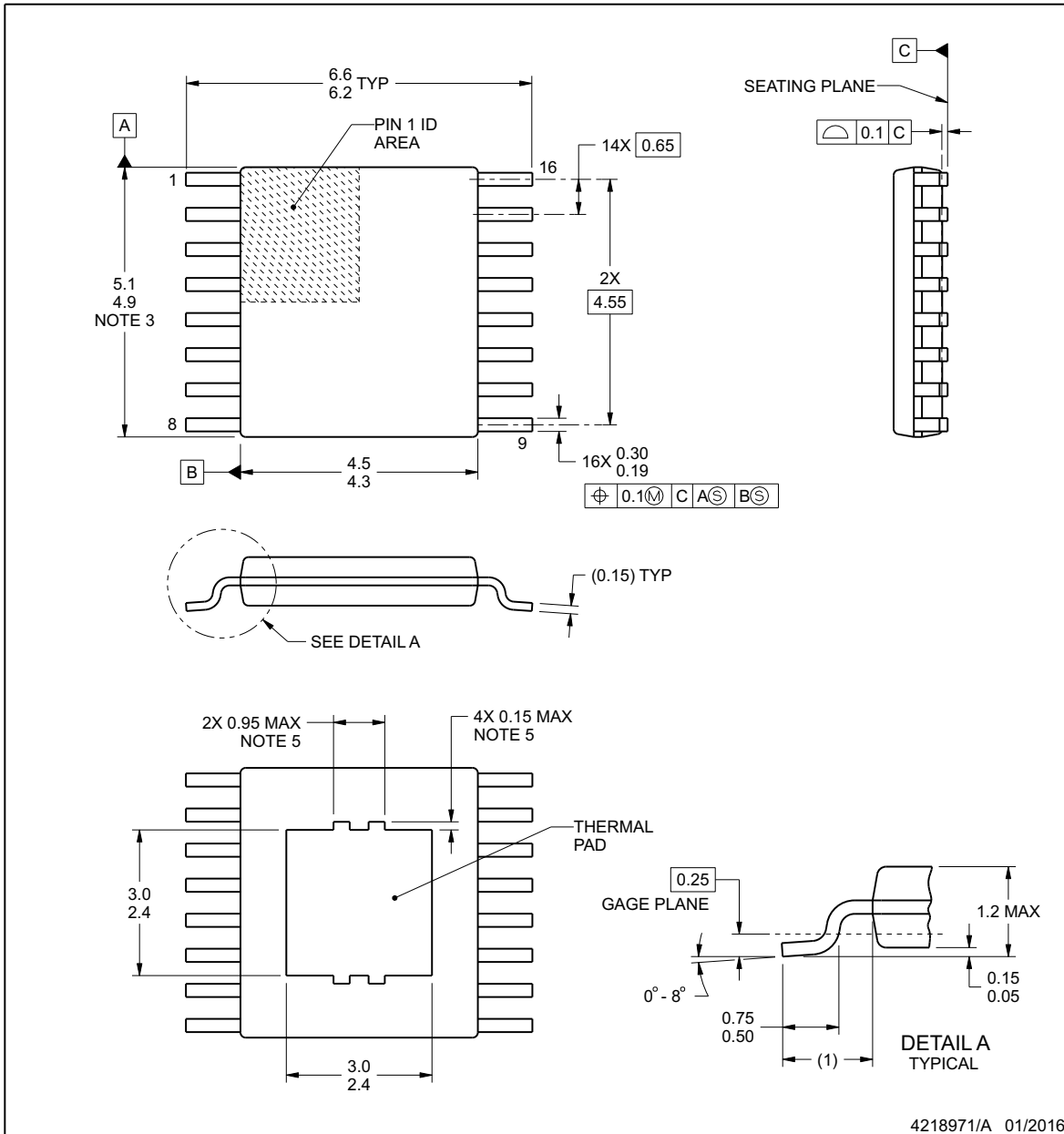


PACKAGE OUTLINE

PWP0016B

PowerPAD™ TSSOP - 1.2 mm max height

PLASTIC SMALL OUTLINE



4218971/A 01/2016

NOTES:

PowerPAD is a trademark of Texas Instruments.

1. All linear dimensions are in millimeters. Any dimensions in parenthesis are for reference only. Dimensioning and tolerancing per ASME Y14.5M.
2. This drawing is subject to change without notice.
3. This dimension does not include mold flash, protrusions, or gate burrs. Mold flash, protrusions, or gate burrs shall not exceed 0.15 mm per side.
4. Reference JEDEC registration MO-153.
5. Features may not be present.

ADVANCE INFORMATION

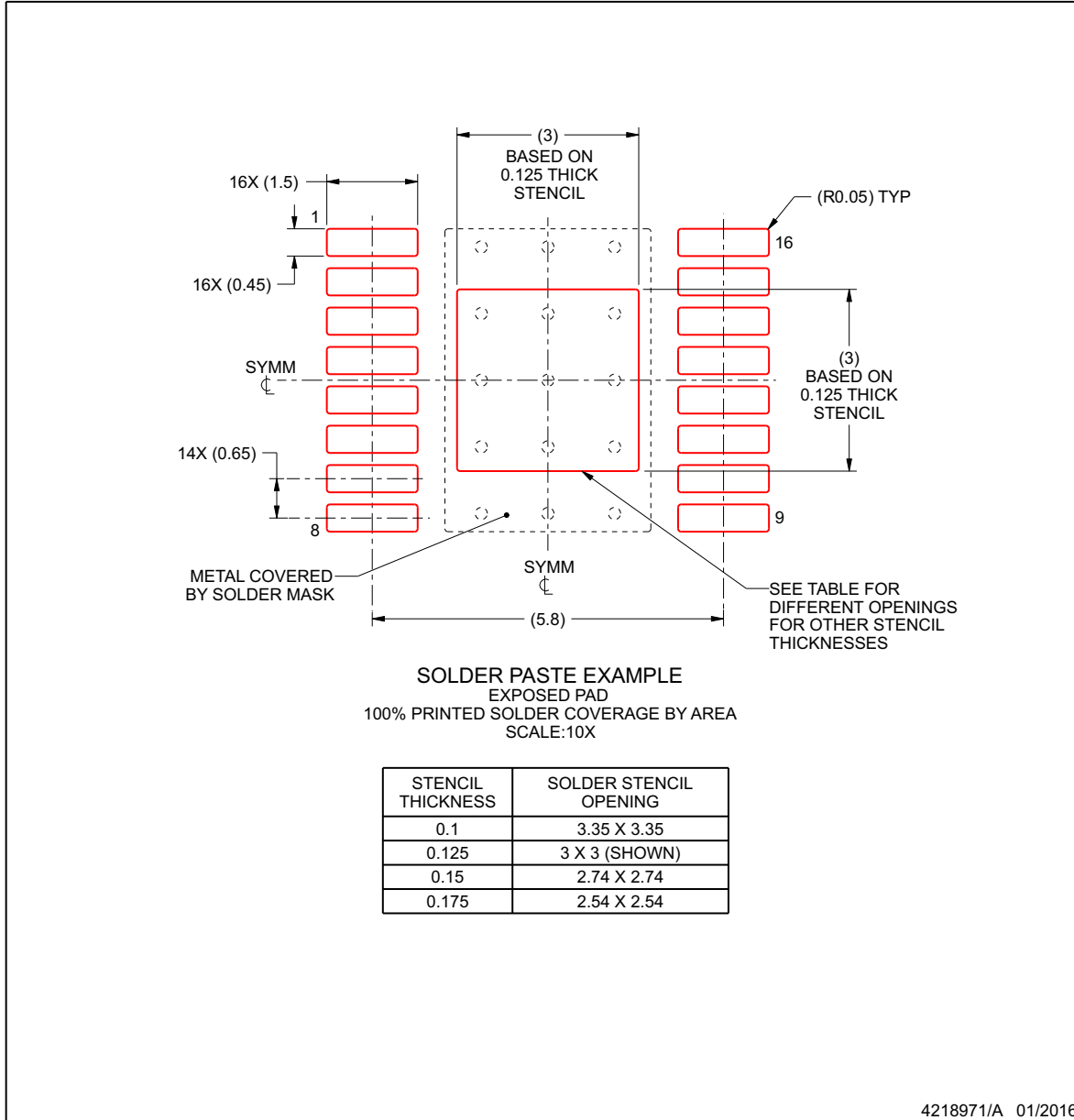


EXAMPLE STENCIL DESIGN

PWP0016B

PowerPAD™ TSSOP - 1.2 mm max height

PLASTIC SMALL OUTLINE



ADVANCE INFORMATION

NOTES: (continued)

- 10. Laser cutting apertures with trapezoidal walls and rounded corners may offer better paste release. IPC-7525 may have alternate design recommendations.
- 11. Board assembly site may have different recommendations for stencil design.

**PACKAGING INFORMATION**

Orderable part number	Status (1)	Material type (2)	Package   Pins	Package qty   Carrier	RoHS (3)	Lead finish/ Ball material (4)	MSL rating/ Peak reflow (5)	Op temp (°C)	Part marking (6)
<a href="#">TPS2HB16AQPWPRQ1</a>	Active	Production	HTSSOP (PWP)   16	3000   LARGE T&R	ROHS Exempt	NIPDAU	Level-3-260C-168HRS	-40 to 125	2HB16AQ
TPS2HB16AQPWPRQ1.A	Active	Production	HTSSOP (PWP)   16	3000   LARGE T&R	ROHS Exempt	NIPDAU	Level-3-260C-168HRS	-40 to 125	2HB16AQ
<a href="#">TPS2HB16BQPWPRQ1</a>	Active	Production	HTSSOP (PWP)   16	3000   LARGE T&R	ROHS Exempt	NIPDAU	Level-3-260C-168HRS	-40 to 125	2HB16BQ
TPS2HB16BQPWPRQ1.A	Active	Production	HTSSOP (PWP)   16	3000   LARGE T&R	ROHS Exempt	NIPDAU	Level-3-260C-168HRS	-40 to 125	2HB16BQ
<a href="#">TPS2HB16FQPWPRQ1</a>	Active	Production	HTSSOP (PWP)   16	3000   LARGE T&R	ROHS Exempt	NIPDAU	Level-3-260C-168HRS	-40 to 125	2HB16FQ
TPS2HB16FQPWPRQ1.A	Active	Production	HTSSOP (PWP)   16	3000   LARGE T&R	ROHS Exempt	NIPDAU	Level-3-260C-168HRS	-40 to 125	2HB16FQ

(1) **Status:** For more details on status, see our [product life cycle](#).

(2) **Material type:** When designated, preproduction parts are prototypes/experimental devices, and are not yet approved or released for full production. Testing and final process, including without limitation quality assurance, reliability performance testing, and/or process qualification, may not yet be complete, and this item is subject to further changes or possible discontinuation. If available for ordering, purchases will be subject to an additional waiver at checkout, and are intended for early internal evaluation purposes only. These items are sold without warranties of any kind.

(3) **RoHS values:** Yes, No, RoHS Exempt. See the [TI RoHS Statement](#) for additional information and value definition.

(4) **Lead finish/Ball material:** Parts may have multiple material finish options. Finish options are separated by a vertical ruled line. Lead finish/Ball material values may wrap to two lines if the finish value exceeds the maximum column width.

(5) **MSL rating/Peak reflow:** The moisture sensitivity level ratings and peak solder (reflow) temperatures. In the event that a part has multiple moisture sensitivity ratings, only the lowest level per JEDEC standards is shown. Refer to the shipping label for the actual reflow temperature that will be used to mount the part to the printed circuit board.


(6) **Part marking:** There may be an additional marking, which relates to the logo, the lot trace code information, or the environmental category of the part.

Multiple part markings will be inside parentheses. Only one part marking contained in parentheses and separated by a "~" will appear on a part. If a line is indented then it is a continuation of the previous line and the two combined represent the entire part marking for that device.

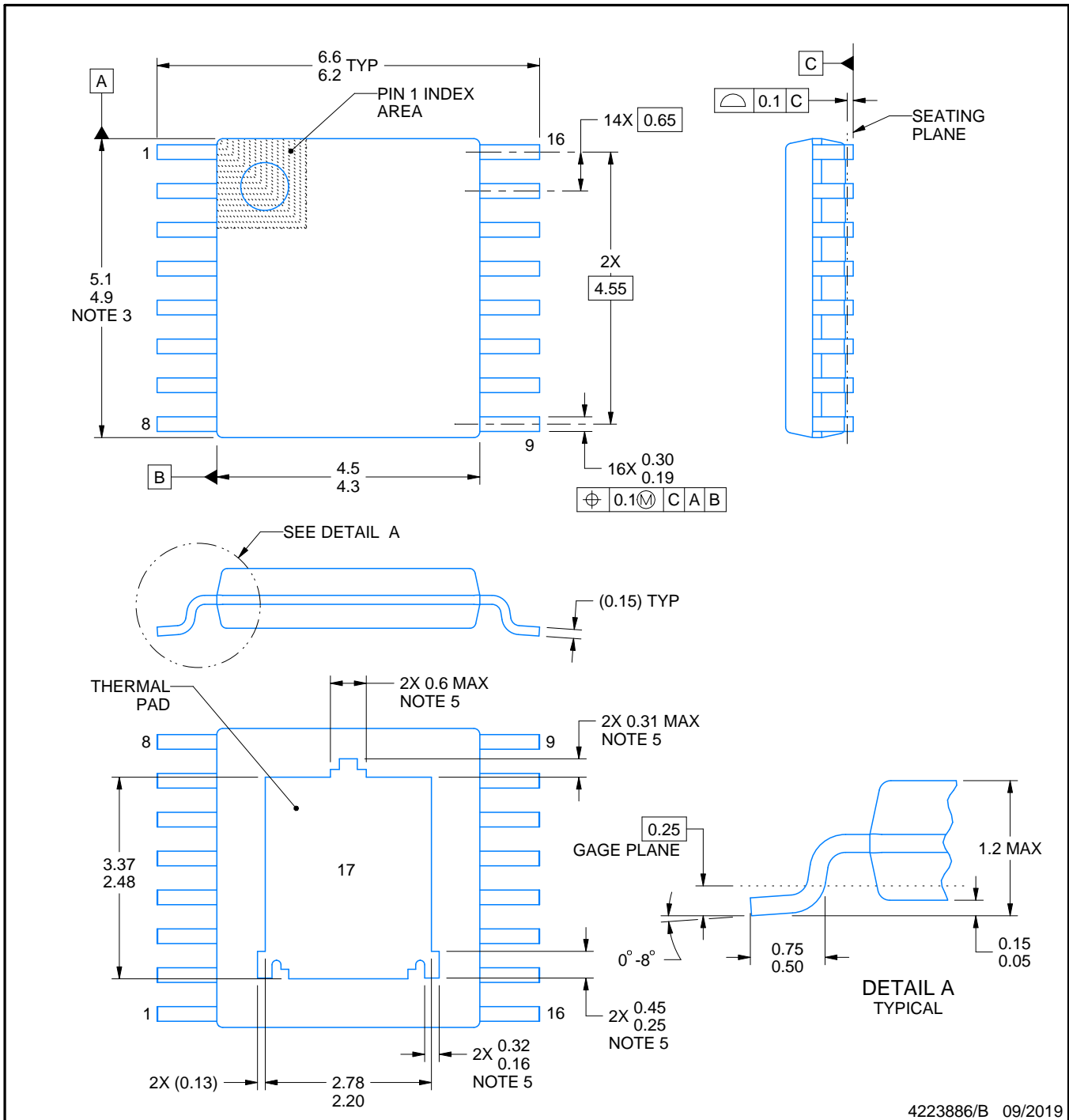

**Important Information and Disclaimer:** The information provided on this page represents TI's knowledge and belief as of the date that it is provided. TI bases its knowledge and belief on information provided by third parties, and makes no representation or warranty as to the accuracy of such information. Efforts are underway to better integrate information from third parties. TI has taken and continues to take reasonable steps to provide representative and accurate information but may not have conducted destructive testing or chemical analysis on incoming materials and chemicals. TI and TI suppliers consider certain information to be proprietary, and thus CAS numbers and other limited information may not be available for release.

In no event shall TI's liability arising out of such information exceed the total purchase price of the TI part(s) at issue in this document sold by TI to Customer on an annual basis.





Images above are just a representation of the package family, actual package may vary.  
Refer to the product data sheet for package details.



4223886/B 09/2019

NOTES:

PowerPAD is a trademark of Texas Instruments.

1. All linear dimensions are in millimeters. Any dimensions in parenthesis are for reference only. Dimensioning and tolerancing per ASME Y14.5M.
2. This drawing is subject to change without notice.
3. This dimension does not include mold flash, protrusions, or gate burrs. Mold flash, protrusions, or gate burrs shall not exceed 0.15 mm per side.
4. Reference JEDEC registration MO-153.
5. Features may differ or may not be present.

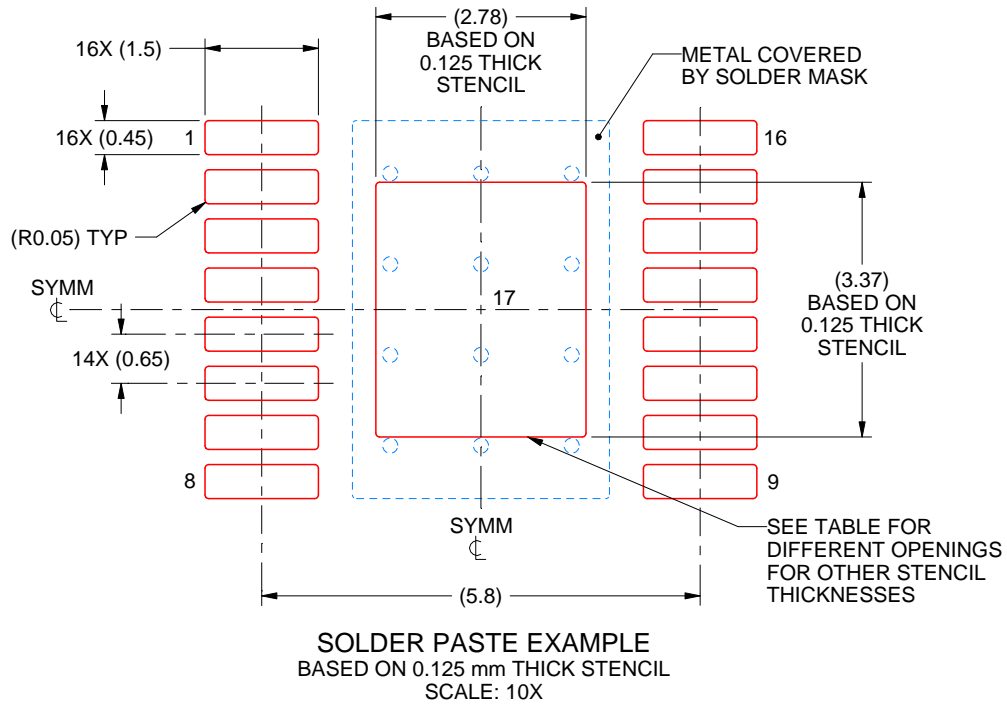


# EXAMPLE STENCIL DESIGN

PWP0016M

PowerPAD™ TSSOP - 1.2 mm max height

SMALL OUTLINE PACKAGE



STENCIL THICKNESS	SOLDER STENCIL OPENING
0.1	3.11 X 3.77
0.125	2.78 X 3.37 (SHOWN)
0.15	2.54 X 3.08
0.175	2.35 X 2.85

4223886/B 09/2019

NOTES: (continued)

11. Laser cutting apertures with trapezoidal walls and rounded corners may offer better paste release. IPC-7525 may have alternate design recommendations.
12. Board assembly site may have different recommendations for stencil design.

## 重要通知和免责声明

TI“按原样”提供技术和可靠性数据（包括数据表）、设计资源（包括参考设计）、应用或其他设计建议、网络工具、安全信息和其他资源，不保证没有瑕疵且不做任何明示或暗示的担保，包括但不限于对适销性、与某特定用途的适用性或不侵犯任何第三方知识产权的暗示担保。

这些资源可供使用 TI 产品进行设计的熟练开发人员使用。您将自行承担以下全部责任：(1) 针对您的应用选择合适的 TI 产品，(2) 设计、验证并测试您的应用，(3) 确保您的应用满足相应标准以及任何其他安全、安保法规或其他要求。

这些资源如有变更，恕不另行通知。TI 授权您仅可将这些资源用于研发本资源所述的 TI 产品的相关应用。严禁以其他方式对这些资源进行复制或展示。您无权使用任何其他 TI 知识产权或任何第三方知识产权。对于因您对这些资源的使用而对 TI 及其代表造成的任何索赔、损害、成本、损失和债务，您将全额赔偿，TI 对此概不负责。

TI 提供的产品受 [TI 销售条款](#)、[TI 通用质量指南](#) 或 [ti.com](#) 上其他适用条款或 TI 产品随附的其他适用条款的约束。TI 提供这些资源并不会扩展或以其他方式更改 TI 针对 TI 产品发布的适用的担保或担保免责声明。除非德州仪器 (TI) 明确将某产品指定为定制产品或客户特定产品，否则其产品均为按确定价格收入目录的标准通用器件。

TI 反对并拒绝您可能提出的任何其他或不同的条款。

版权所有 © 2026，德州仪器 (TI) 公司

最后更新日期：2025 年 10 月