

Derivative Integration Algorithm for Proximity Sensing

David Wang

ABSTRACT

Proximity sensing applications requires the detection of small changes in capacitance (typically on the order of a few femtofarads) around the noise floor. There are many ways to process the data to determine whether a target was detected or not. So how do you choose? This application note describes a simple algorithm that can be used for proximity sensing or capacitive touch button applications that does not require significant processing overhead.

1 Basic Concept

To detect a change in capacitance for proximity sensing applications, a baseline measurement (no target in the sensing area) and a detection threshold above/below the baseline measurement is required to determine whether a target is within close proximity to the sensor. The minimum system sensitivity is set by the noise floor of the sensor and any external interference. The detection threshold must be set at or above this noise floor. [Figure 1](#) illustrates the operation of the detection threshold concept.

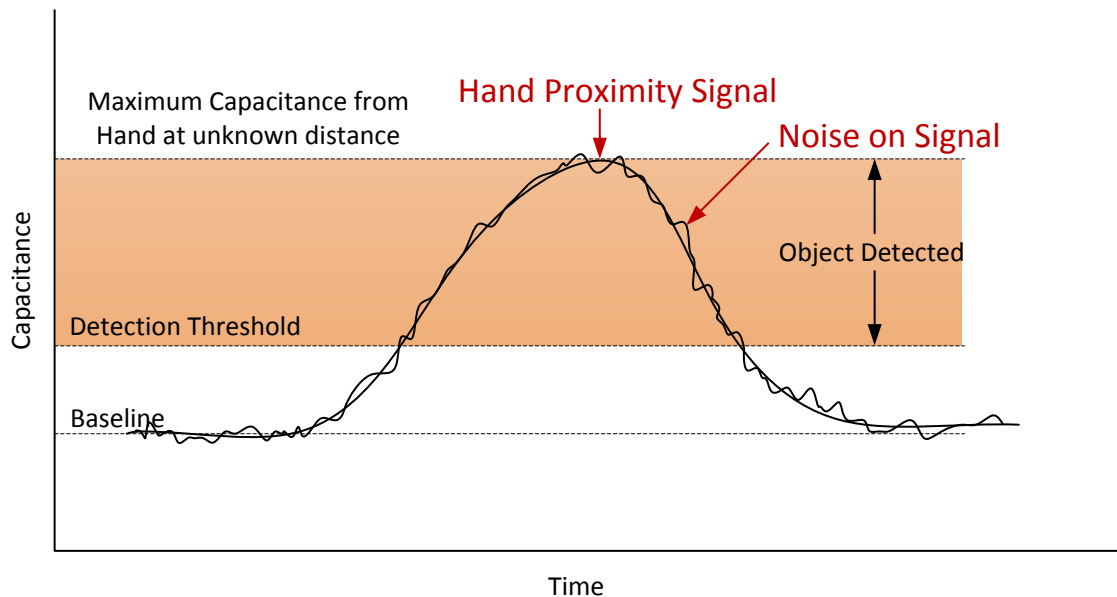


Figure 1. Signal and Noise Consideration for Determining Detection Threshold

There are several issues that arise with this basic idea. For example, if the baseline is not inherently stable or constant and a capacitance drift becomes noticeable, the algorithm will need to track a slow moving average of the baseline and compare that to the actual signal. This can be robust but not efficient. A more efficient and effective way to process the data is to look at the rate of change with a derivative integration algorithm.

2 Derivative Integration Algorithm

A derivative integration algorithm (pseudo code shown in Figure 2) is a simple and robust way to process the data. It can be used for both proximity sensing and capacitive touch buttons; the only difference between the two would be the derivative and integration thresholds for each sensor to obtain a robust and highly sensitive response.

This algorithm tracks the rate of change or derivative ($D[i]$) between the current measurement ($X[i]$) and previous measurement ($X[i-1]$). Proximity sensing applications require the detection of small capacitance changes (on the order of fF). This requires the derivative threshold (DT) to be very low. As the derivative value passes the threshold, a variable that tracks the integral or sum of the derivative differences accumulate until it passes an integral threshold (IT). Once IT is reached, an object has been officially detected. Changes in capacitance due to noise can be a severe problem, especially if the DT is very low. The integral of the derivative ($I[i]$) can start to accumulate and falsely trigger as a detection. Random noise should stabilize the integral value so that the mean is zero (no capacitance drift occurs), but a high integration threshold (IT) can allow enough noise margin for non-random noise.

The leakage factor (L) is a value between 0 (instant dissipation) and 1 (no dissipation). It is typically set at 0.99 to represent that the algorithm has some memory and information on past values to determine where the detection boundary occurs. Various leakage factors can be used for a faster recovery time if the integral swings too far positive. This causes temporary sensitivity reduction until the integral can stabilize near zero.

<pre> X[i-1] = X[0] I[i-1] = 0 Loop1: D[i] = X[i] - X[i-1] Is (ABS(D[i]) greater than DT)? true: I[i] = I[i-1] + D[i] else: I[i] = I[i-1] Is (I[i] ≥ IT) true: Object detected I[i-1] = I[i] else: Object not detected I[i-1] = I[i]*L </pre>	<p><u>Parameters</u></p> <p>IT = Integration threshold DT = Derivative threshold L = Leakage factor X[i] = Current sample point X[i-1] = Previous sample point D[i] = Derivative I[i] = Integral of derivative I[i-1] = Previous integral of derivative</p>
--	--

Figure 2. Pseudo Code for the Derivative Integration Algorithm

As a visual example, once the human hand approaches the sensing area, the integration value starts to accumulate as long as the derivative of the measurements hit the derivative threshold. If the hand has been “detected” by the device (integral value goes above IT) and stops in the sensing area, the derivative flattens out and the integral stops accumulating. As the hand moves away from the sensor, the integral recedes until it goes below the threshold. This indicates the target object is outside of the intended sensing range.

For capacitive touch button applications, a low derivative threshold is not required. The integration threshold can be optimized based on the desired button response. Multiple derivative and integration thresholds can be implemented to filter out any high frequency noise seen in the sampled measurements and increase the sensitivity response.

Figure 3 shows an example of the raw code waveform with a target in proximity to the sensor using the FDC2214. Figure 4 corresponds to the derivative of the raw code and Figure 5 corresponds to the integral count. As the derivative becomes more negative (object approaching closer to the proximity sensor), the integral count matches the raw code signal as expected. The thresholds can also be optimized to be robust against any slow moving drift that occurs. Figure 6 shows how a drift in the raw code is compensated in the integral count. The signal is preserved without any distortions due to the slow upward drift.

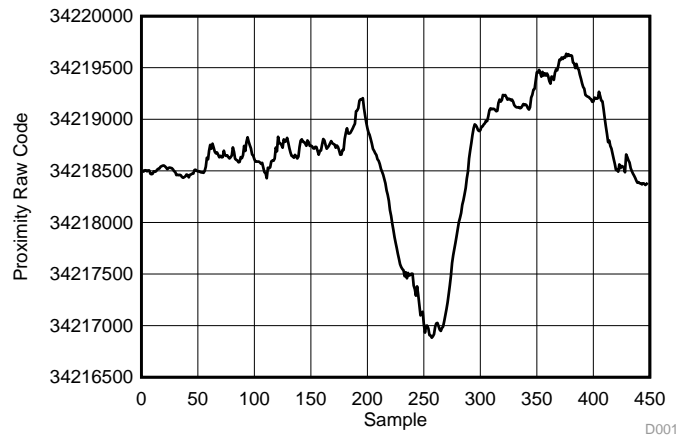


Figure 3. Proximity Raw Code Example 1

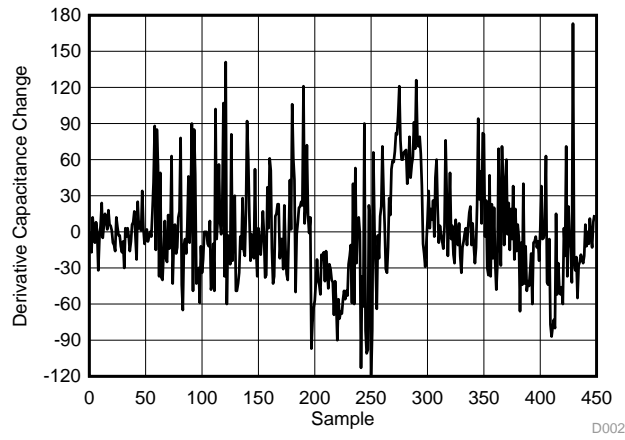


Figure 4. Proximity Derivative Code Example 1

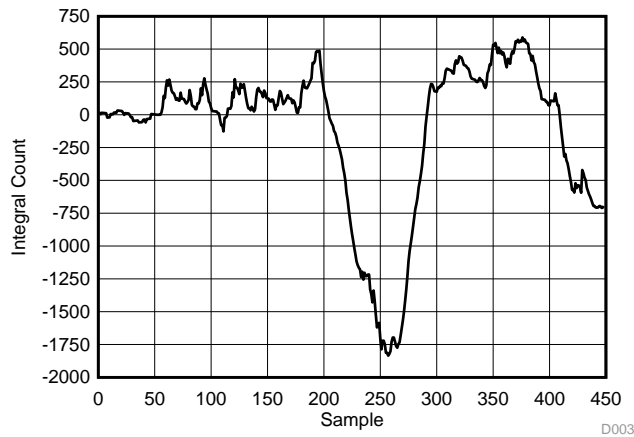


Figure 5. Proximity Integral Example 1

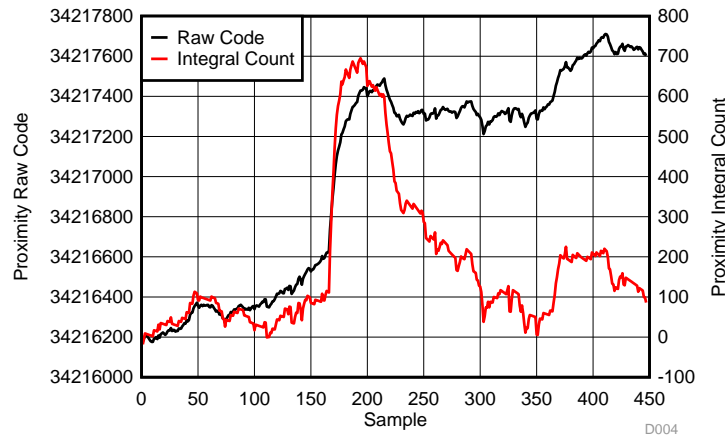


Figure 6. Raw Code and Integral Count Example 2

3 IIR Filter Implementation

To improve the signal-to-noise ratio in the measurements, an IIR filter can be implemented to process the data and obtain a smooth measurement prior to sending it through the derivative integration algorithm. The IIR filter implementation is similar to a moving average except that previous values do not have to be stored and shifted out of the summing order. This process saves memory and computational time at the expense of slight accuracy degradation.

Making N a power of 2 allows bit shifting instead of actually dividing, thus saving computational cycles.

$$\text{Avg}[i] = \frac{(\text{Avg}[i - 1] \times N) - \text{Avg}[i - 1] + \text{val}[i]}{N} \tag{1}$$

Figure 7 shows how the IIR filter with a 16-point moving average can reduce the amount of peak to peak noise on the signal. For applications that require high sampling rates, resolution is compromised and SNR decreases. The IIR filter can distinguish the signal from the noise.

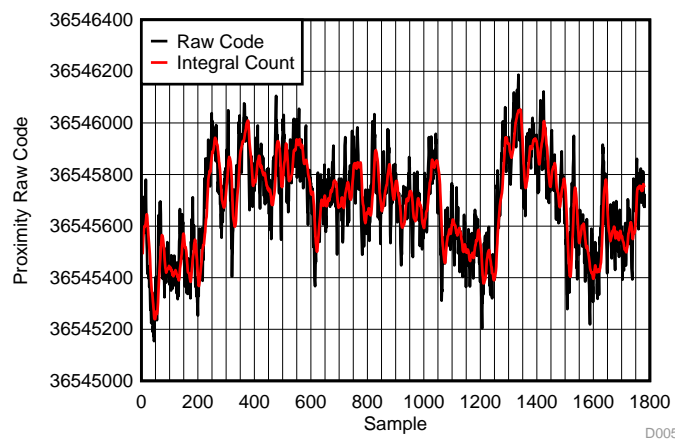


Figure 7. 16-Point Moving Average on Raw Code Output

4 Summary

Overall the derivative integration algorithm is a simple way for processing data for proximity sensing and capacitive touch button applications. This solution is a foundation that other sophisticated processing algorithms can be integrated within to be more robust for various system conditions. Depending on the system requirements, the processing must be optimized, but the derivation integration algorithm is a great start to get up and running for quick prototypes.

IMPORTANT NOTICE

Texas Instruments Incorporated and its subsidiaries (TI) reserve the right to make corrections, enhancements, improvements and other changes to its semiconductor products and services per JESD46, latest issue, and to discontinue any product or service per JESD48, latest issue. Buyers should obtain the latest relevant information before placing orders and should verify that such information is current and complete. All semiconductor products (also referred to herein as "components") are sold subject to TI's terms and conditions of sale supplied at the time of order acknowledgment.

TI warrants performance of its components to the specifications applicable at the time of sale, in accordance with the warranty in TI's terms and conditions of sale of semiconductor products. Testing and other quality control techniques are used to the extent TI deems necessary to support this warranty. Except where mandated by applicable law, testing of all parameters of each component is not necessarily performed.

TI assumes no liability for applications assistance or the design of Buyers' products. Buyers are responsible for their products and applications using TI components. To minimize the risks associated with Buyers' products and applications, Buyers should provide adequate design and operating safeguards.

TI does not warrant or represent that any license, either express or implied, is granted under any patent right, copyright, mask work right, or other intellectual property right relating to any combination, machine, or process in which TI components or services are used. Information published by TI regarding third-party products or services does not constitute a license to use such products or services or a warranty or endorsement thereof. Use of such information may require a license from a third party under the patents or other intellectual property of the third party, or a license from TI under the patents or other intellectual property of TI.

Reproduction of significant portions of TI information in TI data books or data sheets is permissible only if reproduction is without alteration and is accompanied by all associated warranties, conditions, limitations, and notices. TI is not responsible or liable for such altered documentation. Information of third parties may be subject to additional restrictions.

Resale of TI components or services with statements different from or beyond the parameters stated by TI for that component or service voids all express and any implied warranties for the associated TI component or service and is an unfair and deceptive business practice. TI is not responsible or liable for any such statements.

Buyer acknowledges and agrees that it is solely responsible for compliance with all legal, regulatory and safety-related requirements concerning its products, and any use of TI components in its applications, notwithstanding any applications-related information or support that may be provided by TI. Buyer represents and agrees that it has all the necessary expertise to create and implement safeguards which anticipate dangerous consequences of failures, monitor failures and their consequences, lessen the likelihood of failures that might cause harm and take appropriate remedial actions. Buyer will fully indemnify TI and its representatives against any damages arising out of the use of any TI components in safety-critical applications.

In some cases, TI components may be promoted specifically to facilitate safety-related applications. With such components, TI's goal is to help enable customers to design and create their own end-product solutions that meet applicable functional safety standards and requirements. Nonetheless, such components are subject to these terms.

No TI components are authorized for use in FDA Class III (or similar life-critical medical equipment) unless authorized officers of the parties have executed a special agreement specifically governing such use.

Only those TI components which TI has specifically designated as military grade or "enhanced plastic" are designed and intended for use in military/aerospace applications or environments. Buyer acknowledges and agrees that any military or aerospace use of TI components which have **not** been so designated is solely at the Buyer's risk, and that Buyer is solely responsible for compliance with all legal and regulatory requirements in connection with such use.

TI has specifically designated certain components as meeting ISO/TS16949 requirements, mainly for automotive use. In any case of use of non-designated products, TI will not be responsible for any failure to meet ISO/TS16949.

Products

Audio	www.ti.com/audio
Amplifiers	amplifier.ti.com
Data Converters	dataconverter.ti.com
DLP® Products	www.dlp.com
DSP	dsp.ti.com
Clocks and Timers	www.ti.com/clocks
Interface	interface.ti.com
Logic	logic.ti.com
Power Mgmt	power.ti.com
Microcontrollers	microcontroller.ti.com
RFID	www.ti-rfid.com
OMAP Applications Processors	www.ti.com/omap
Wireless Connectivity	www.ti.com/wirelessconnectivity

Applications

Automotive and Transportation	www.ti.com/automotive
Communications and Telecom	www.ti.com/communications
Computers and Peripherals	www.ti.com/computers
Consumer Electronics	www.ti.com/consumer-apps
Energy and Lighting	www.ti.com/energy
Industrial	www.ti.com/industrial
Medical	www.ti.com/medical
Security	www.ti.com/security
Space, Avionics and Defense	www.ti.com/space-avionics-defense
Video and Imaging	www.ti.com/video

TI E2E Community

e2e.ti.com